

the
bright
side
of
life





Experience in lighting
Est 1984





ABOUT US



Architectural Lighting for Indoor & Outdoor Areas
Design, Production & Commerce of Lighting Systems
Smart lighting controls and monitoring, Saving Energy

LIGHTING AWARDS 2022



Lighting Manufacturer
Product Designer of the Year

Bright is a leading European manufacturing company in the lighting industry founded in 1984. Our headquarters are located in Greece. Our wide range of architectural lighting systems mirrors our deep technical knowledge of lighting technology, our boundless creativity, and our devotion to manufacturing excellence.

For more than 30 years, we have worked closely with architects and engineers to integrate unique lighting concepts into the final built form towards the highly demanding European standards. Bright promotes sustainability in the fields of manufacturing and distribution of lighting products.

- Engineering Department
- Environmental Management System
- European Standards
- Green Light
- Innovative Design
- Laboratory
- Latest Technology
- Quality Control
- Recycling
- Research & Development
- Tailor-Made Lighting

- ISO 9001 Quality Management System
- ISO 14001 Environmental Management System
- ISO 45001 Occupational Health & Safety Management System
- ISO 50001 Energy Management System
- ISO 17025 Competence of Testing and Calibration Laboratories

THE LIGHTING LEADING COMPANY

1984 Since	6720 Projects Worldwide	42 Countries Exporting	3100 Lighting Products
35 Awards	160 Employees	5 Showrooms	1 Factory in Greece

FACTORY

BRIGHT's factory (covering an area of 7.500 m²) meets high-quality management and manufacturing standards for lighting fixtures and accessories. The company operates with an advanced distribution and logistics system. BRIGHT constantly follows changing and rapidly developing lighting requirements, by investing in the process of designing high-performing and efficient prototypes. Hence, Bright promotes sustainability in the fields of design, manufacturing, and distribution of lighting products. BRIGHT is certified by the international IQNet organization and the German certification body DQS for the implementation of the Quality Management System (QMS) consisting of assessments and verifications on procedures that assure the quality of manufactured products and distribution.

QMS & Environmental Sustainability

At BRIGHT, seeking to always provide the greatest quality of products, services, and solutions for our partners and customers, we implement an ISO 9001 compliant Quality Management

System, certified by DQS GmbH, within the totality of our Design and Manufacturing procedures.

All our products are designed in-house, utilizing the extensive knowledge we have acquired through the years of our engagement with lighting projects worldwide. Our in-house LIGHTING LAB, equipped with state-of-the-art instruments and apparatuses, has a major part in our pursuit to provide a more efficient, safer, and long-lifetime product. The high efficacy, extended lifetime, user safety, and dedicated requirements, are constant milestones for every product. The conformity of our products with the European and International standards is assured and guaranteed with various quality marks (e.g., CE, ENEC, CB, etc.). In addition, a 100% Total Quality Control System of the assembled product is applied within our production.

Being always willing to go that extra mile, alongside our concern for environmental sustainability, we are also implementing an ISO 14001 certified Environmental Management System and an ISO 50001 Energy Management System constantly applying goals for recycling, carbon neutrality, and energy efficiency.



DESIGN in ATHENS



10



DECUS



FAMA FOCUS



STELA 15



MACTO



MINI TERES 1 SQUARE SPOT



SOLUS 2



FIGO DZ SP




LENIS

TAILOR MADE

12

You design it.
We make it!



BR//GHT
SPECIAL LIGHTING

The "Tailor-made light" service is provided by its engineers and designers at BRIGHT to create special constructions of lighting systems and luminaires. The main advantages of this service are the flexibility in design, the wide range of options from a variety of new materials, and the customized cost. The team of architects and engineers of the BRIGHT PLUS department provides lighting solutions and proposals. Engineers are guided by the company's strategy to promote energy-saving and sustainable lighting design. In addition, they implement personalized lighting systems for technically demanding projects. The consulting service begins in the early stages of design preparing and presenting concept ideas and concept analysis, based on the architectural direction and feedback from the client. By using various presentation techniques, we prepare an analysis of the

requirements of the project, methodology, visual renderings, and overall idea, accompanied by a pre-costing calculation. With over 50 years of experience in the lighting industry, the BRIGHT PLUS team of engineers provides technical advice on lighting systems offering perfect lighting performance with the latest technology.

A Part of our production is handmade. The production of our luminaires is based not only on the latest lighting technology but also on the uniqueness of our handmade products. The plaster and ceramic range of luminaires are produced in our factory, following traditional techniques to create high-quality and unique products. Hand Made service is the suspended indoor fittings that are made of fabrics and suede leather.

HAND MADE



Part of our production is handmade.

14



BR//GHT
SPECIAL LIGHTING

The production of our luminaires is based not only on the latest lighting technology but also on the uniqueness of our handmade products. The plaster and ceramic range of luminaires are produced in our factory, follow traditional techniques in order to create products of high quality and unique design. Hand Made are the suspended indoor fittings that are made of fabrics and suede leather.



LABORATORY

Innovation, Competence, and Reliability

BRIGHT's in-house laboratory is innovative, competent, and reliable, equipped with instruments and apparatus, specific for luminaire and light testing, in full compliance with international standards as well as customer-requested specifications. The professionalism of our highest skilled personnel is guaranteed by the constant training and high level of preparation through experience in testing and metrology, alongside with the **ISO 17025:2017** accreditation. Our laboratory is capable of performing tests from the following sectors:

- Photometry
- Photobiological Evaluation
- Safety
- Environmental, IK, and IP
- Performance and ErP

Photometry

Light can transform areas. In our photometry laboratory, we validate the lighting parameters of our luminaires and how our products perform in real-life applications.

BRIGHT LAB implements an accredited Quality Management System in compliance with ISO 17025:2017 from ESYP (Hellenic Accreditation System) for photometry testing, being the only accredited laboratory in Greece for photometry tests. We are capable of performing tests in compliance with EN 13032-1, EN 13032-2, EN 13032-4, and LM-79 standards.

Photobiological Evaluation

BRIGHT LAB can evaluate the hazards of light-emitting equipment. Specifically, we can evaluate the photobiological risk (UV risks actinic skin and eye, UV-eye, blue light small source, IR eye, skin thermal, blue light, retinal thermal, thermal retinal weak visual stimulus) that can emanate from light sources and light-emitting devices. The photobiological evaluation tests are performed in compliance with EN 62471 and IEC/TR 62778 standards.

Safety

All luminaire and household equipment must be safe-to-use. BRIGHT LAB performs safety testing on luminaires in compliance with EN 60598-1 and various EN 60598-2-xx standards.

Environmental, IK, and IP

BRIGHT LAB can perform tests on luminaires and other equipment regarding their environmental properties, impact resistance (IK degree), and ingress protection (IP degree) in compliance with EN 60529, EN 62262, and IEC/TR 62969 standards.

Performance & ErP

BRIGHT LAB conducts tests regarding the energy efficiency and performance of luminaires and light sources, as well as the newly implemented requirement by EPREL legislation for PSTLM (flicker) and SVM (stroboscopic) measurements.




BRIGHT PLUS



PLUS TECHNOLOGY

- 18 Our LMS (Light Management System) implements intelligent electronic network devices, designed to control and monitor the lighting systems in a building. We apply verified techniques and analyze methods produced by our expert technicians, engineers, and architects, focusing on how to effectively reduce energy consumption. Our LMS consists of devices such as motion and presence sensors, light sensors, LED lighting & source systems which employ control intent diagrams and lighting control specifications.

Energy-Efficient Lighting Design Saving energy solutions



PLUS ARCHITECTURAL LIGHTING DESIGN

BRIGHT PLUS is a combination of our expert consultancy and the latest lighting technology. We study each project individually and determine the lighting that will support each project's goal, whilst upholding our central priority/target - actively being environmentally sustainable, enabling low-cost functionality and performance. We provide detailed lighting proposals and calculations



that illustrate realistic representations of the desired lighting applications. Our lighting engineers can provide solid, analytical, mathematical recommendations by evaluating these visuals. This level of evaluation transforms a lighting idea from theory into a real-time, well-planned numerical photometric mapping simulation, entirely integrated with the architecture, aiding our team in meeting ambitious energy-saving and aesthetic goals.




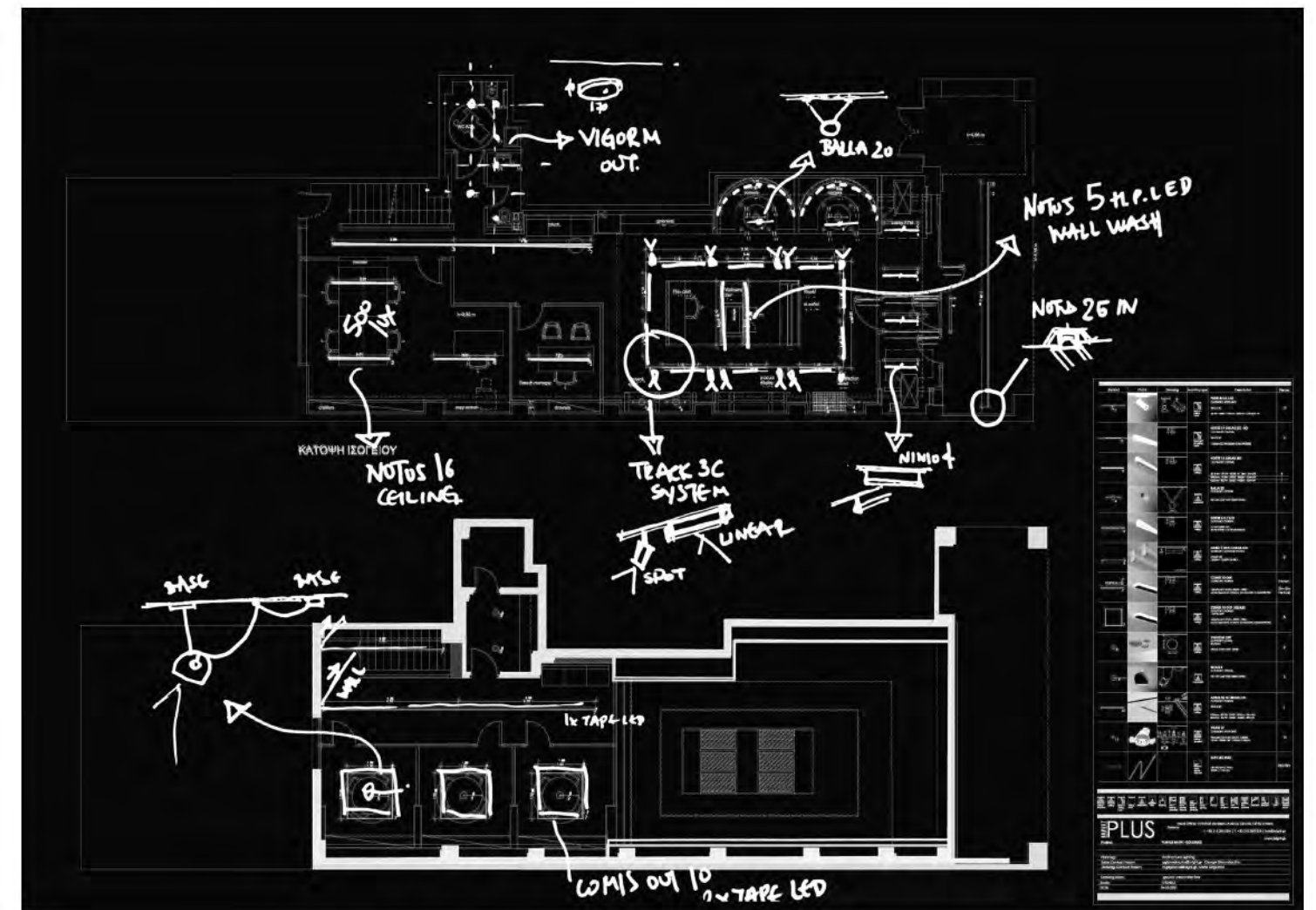
PLUS

LIGHTING PLANNING

BRIGHT also implements collaborations to better equip the client's decision-making process. BRIGHT remains an official DIALux partner, providing access to an international luminance database. In collaboration with DIALux, we have also designed our tool, acting as a photometric database, enabling the viewer to access an extensive database of detailed light plotting data. Thereby the client can make an evaluated decision according to saving energy options and aesthetic results, utilizing a comprehensive lighting guide.



BR//GHT
SPECIAL LIGHTING



EST. 1984




HONOR 02 COMPACT / 1989



LUSIDUS MOB DIRECTIONAL / 1992



VERUS 1 / 1997




MULTI 4F AR / 2000



NEPA FLEX OUTDOOR / 1989




MINI FOCUS 1 / 1993



II FOCUS 5 AR / 1997



FERUS 8 STK / 2000



LUSIDUS L HQI / 1990



FOCUS MAX HQI / 1994



TALUS VR 2F / 1998



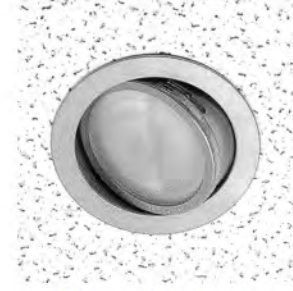
FOCUS 2 / 2000



MINI ROLLER 02 / 1990



FOCUS 1 / 1989



MAX MOBILIS 04 / 1999



ATRINA 1 / 2001



NEPA MAX OUTDOOR / 1991



UP DOWN 1 / 1996

































FOCUS 6 / 1999















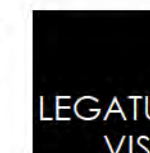



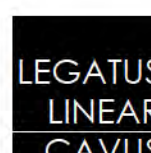






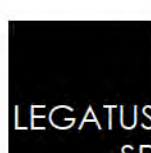






SFERA 1 / 2001







































INDEX

Spot lights


				Low Voltage Systems			
							
							
							

Down lights


							
							
							
							
							







Ceiling Mounted Lights




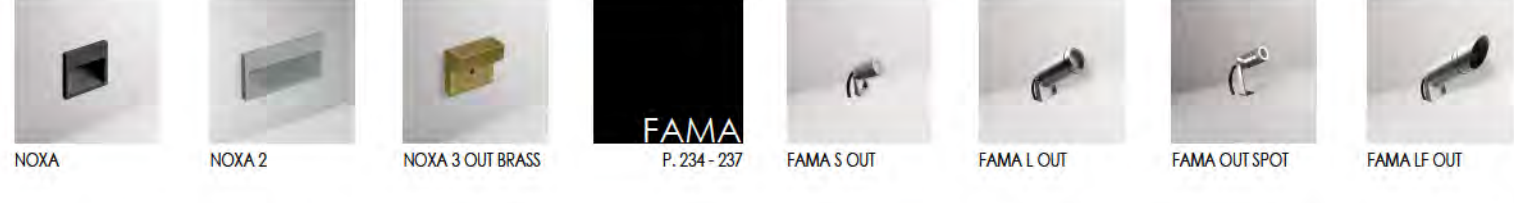
Linear Lighting Profiles







Out door



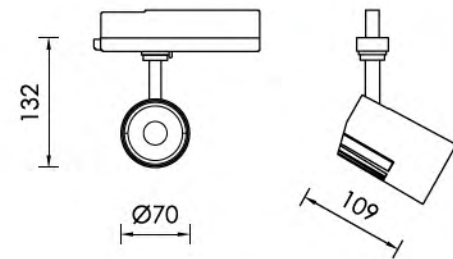
SP OT LIG HTS

32

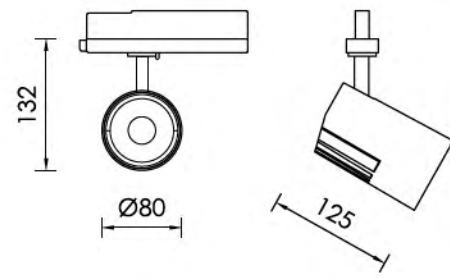




FORIS S S.S.LED



FORIS M S.S.LED

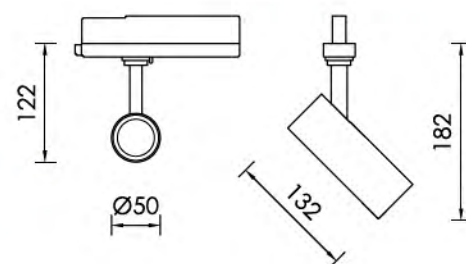


Made by extruded aluminium track lights offer multiple optic distributions as a result of their unique design. With reflector technology are a reliable, efficient, and flexible solution to lighting products for a professional and eye-catching presentation. 3Step MacAdam, Lifetime more than 50.000Hrs and up to 4000Lumen.

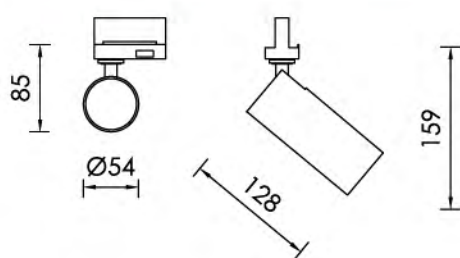




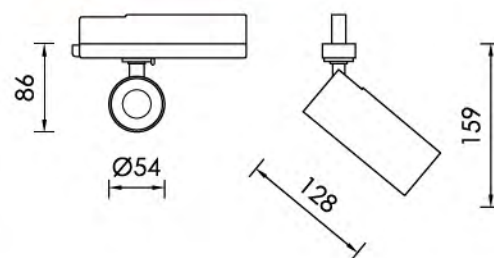
POTIS K S.S.LED



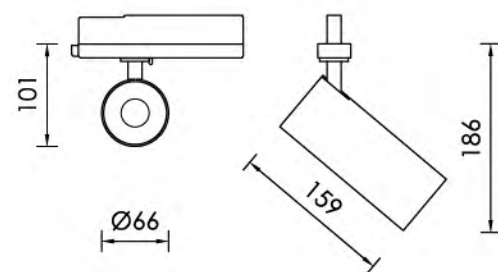
POTIS S



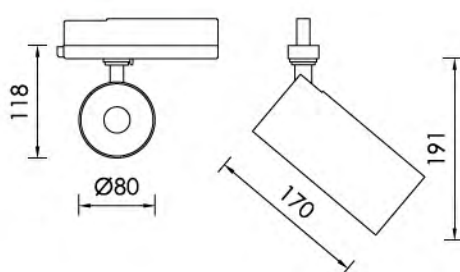
POTIS S S.S.LED



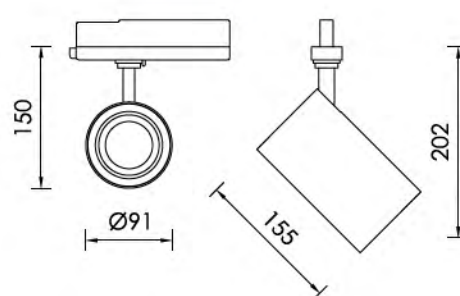
POTIS N S.S. LED



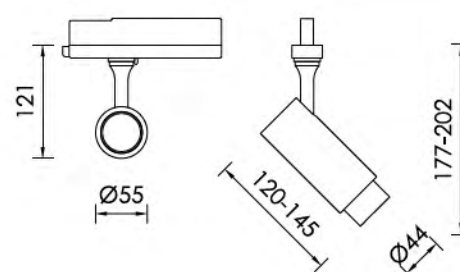
POTIS M S.S.LED



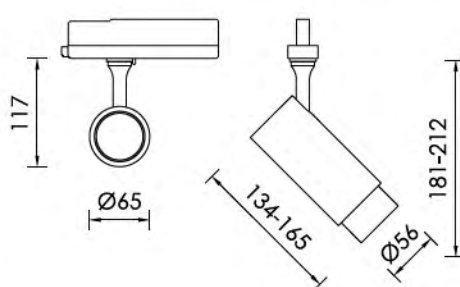
POTIS L S.S.LED



POTIS T FOCUS S.S.LED



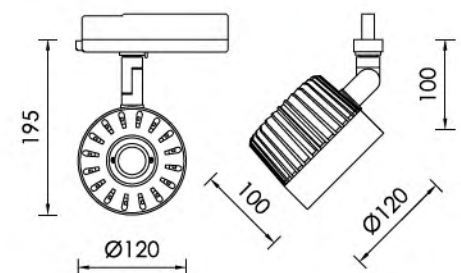
POTIS D FOCUS S.S.LED



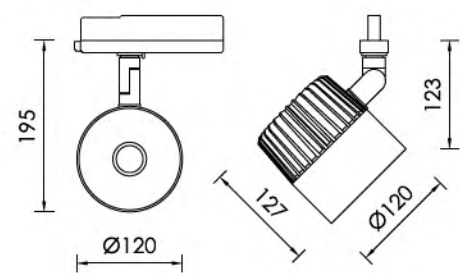
Made by extruded aluminium track lights offer multiple optic distributions as a result of their innovative designs. With reflector technology, BR///GHT spotlights are a reliable, efficient, and flexible solution to lighting products for a professional and eye-catching presentation. 3Step MacAdam, Lifetime more than 50.000Hrs and up to 3500Lumen.



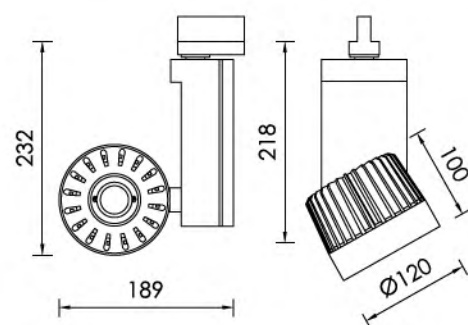
UBER 1 Q S.S.LED



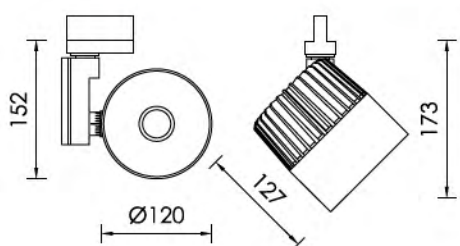
UBER 2 Q S.S.LED



UBER 1 TR S.S.LED



UBER 2 S.S.LED

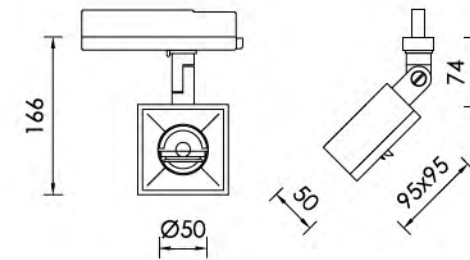


Cast pressed aluminium track lights with varying reflectors. Projectors can be moved around the systems without tools, allowing quick and easy revision to complement any changes in display layout. 3Step MacAdam, Lifetime more than 50.000Hrs and up to 6500Lumen.

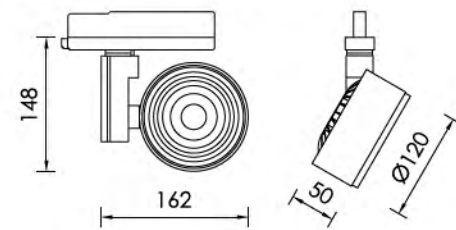




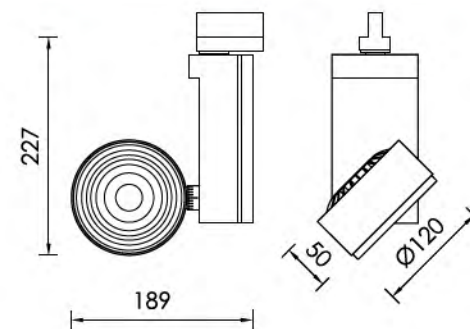
VELOX 5 Q



SALUS 7 H



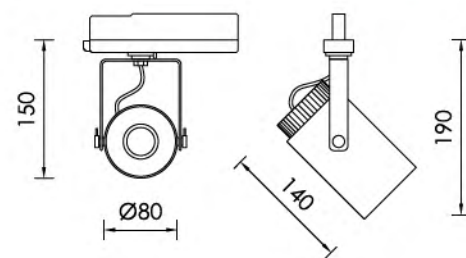
SALUS 7 TR



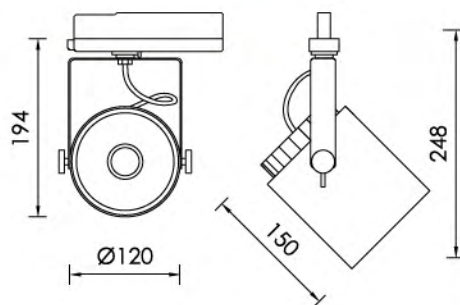
Cast pressed aluminium a track Lights with asymmetric beam. Art galleries, stores and museums can be illuminated easily and efficiently with our LED track lighting, LED spot lights and LED projector, as the luminaires are powered by a special adaptor and require no external technician. Individual tracks come with multiphase circuits that can be efficiently powered with either a mains voltage or a DALI system. Up to 160Lumen Per Watt, 3Step MacAdam, Lifetime more than 50.000Hrs.



PENDO M 15 B S.S.LED



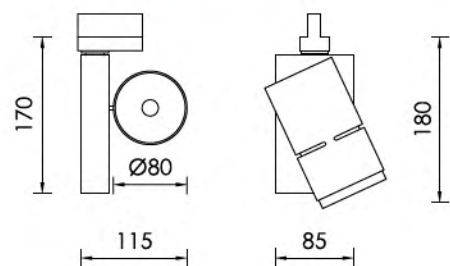
PENDO 15 B S.S.LED



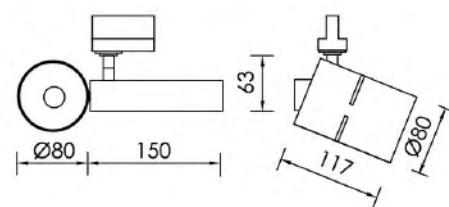
Art galleries, stores and museums can be illuminated easily and efficiently with our LED track lighting, LED spot lights and LED projector, as the luminaires are powered by a special adaptor and require no external technician. Individual tracks come with multiphase circuits that can be efficiently powered with either a mains voltage or a DALI system. Made by extruded aluminium and has the ability of different reflectors degrees. 3Step MacAdam, Lifetime more than 50.000Hrs and up to 6000Lumen.



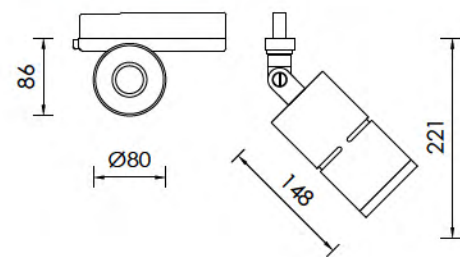
PENDO M 1R TR3 B S.S.LED



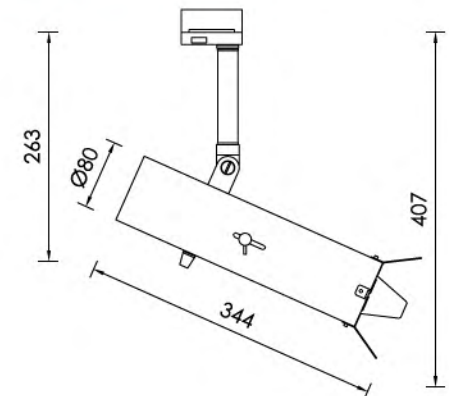
PENDO M 1R TR3 S S.S.LED




PENDO M 1R Q S.S.LED



PENDO M FOCUS S.S.LED

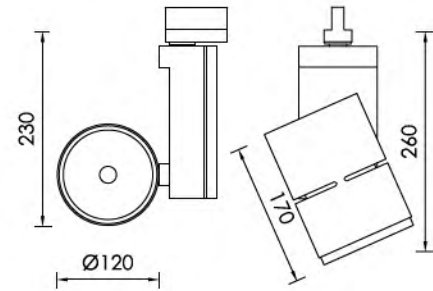


BR///GHT spotlights are a way to achieve latest trends in retail design. With a choice of light distribution beams, such as narrow, medium, flood or focused, our spotlights can give unique and optimal lighting for any display. In retail applications, good thermal management of LED fixtures ensures long life, low operating cost and high performance. Made by extruded aluminium and has the ability of different reflectors degrees. 3Step MacAdam, Lifetime more than 50.000Hrs and up to 4000Lumen.

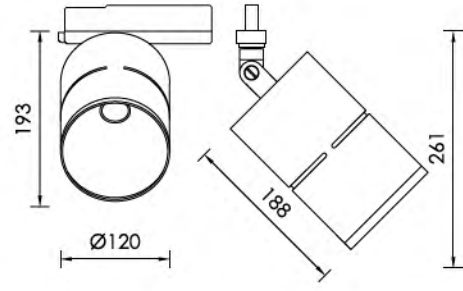




PENDO 1R TR S.S.LED



PENDO 1R Q S.S.LED

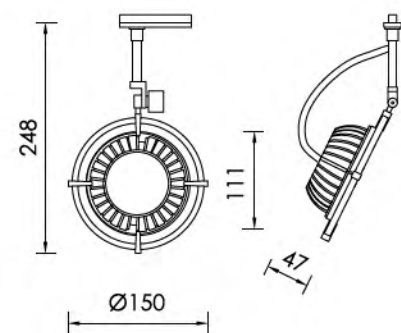


Spotlights bring flexible light to architecture; the most important characteristic is mobility, both when positioning on track and aiming. BR///GHT spotlight's ranges feature different power outputs for each area of application. Made by extruded aluminium, up to 150Lumen Per Watt, 3Step MacAdam, Lifetime more than 50.000Hrs lifetime and lumen up to 6000Lumen, they are the ideal solution for any project you are working with.





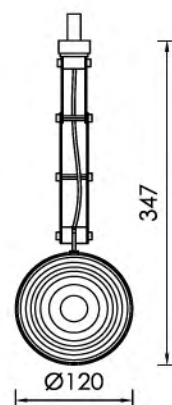
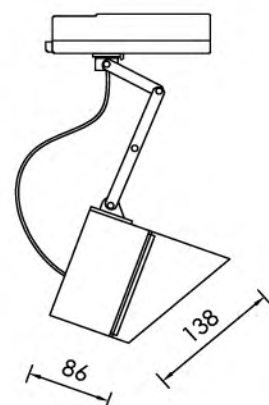
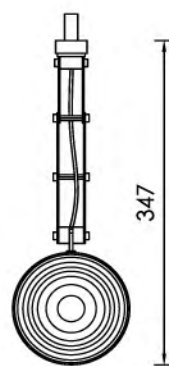
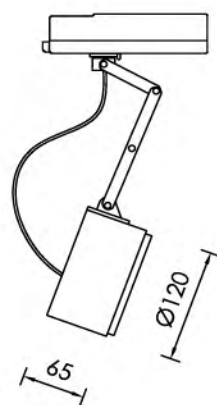
MILES 3



ARCUS PENDO 3



ARCUS PENDO 3 F



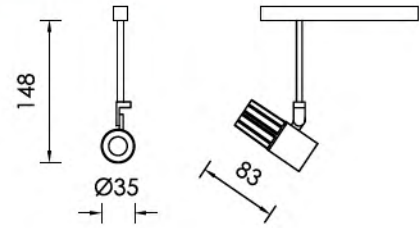

Extruded aluminium Track lights with swivel brackets. Easy Led replacement, 24- and 40-Degrees options; more than 50.000Hrs lifetime and lumen up to 3300Lumen.

LOW VOLT AGE SYSTEMS EMS

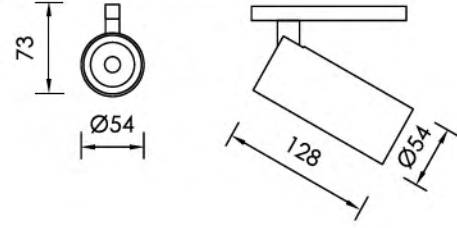




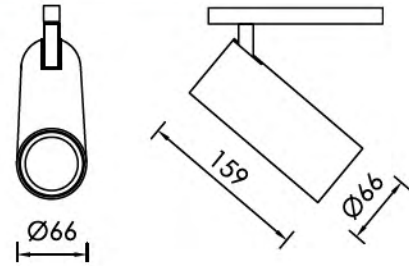
LEGATUS FUSUS



LEGATUS POTIS S S.S.LED



LEGATUS POTIS N S.S.LED

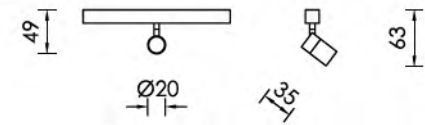


Low Voltage 48V tracklights, equipped with dimming function of DALI, ON/ OFF as well as Casambi. 3Step MacAdam, Lifetime more than 50.000Hrs and up to 3500Lumen. Different reflectors degrees available.

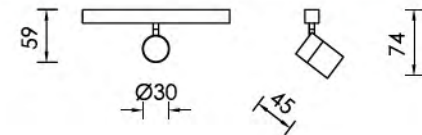




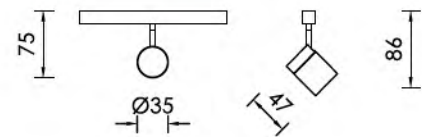
LEGATUS SPOT 20



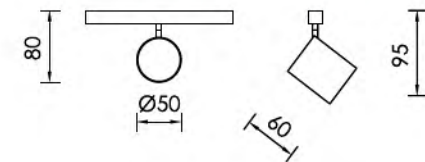
LEGATUS SPOT 25



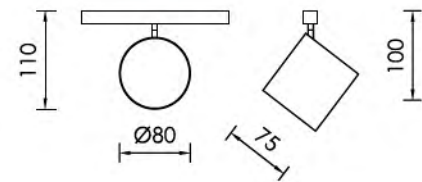
LEGATUS SPOT 35



LEGATUS SPOT 50



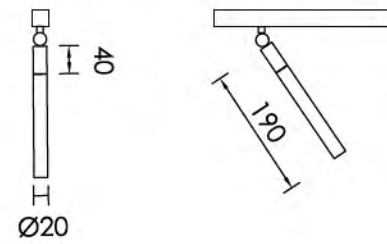
LEGATUS SPOT 80



Low Voltage 48V tracklights made by Cast Pressed aluminium. Products can be installed, repositioned and switched in the profile easily, without the need of any tools.



LEGATUS VISO 2


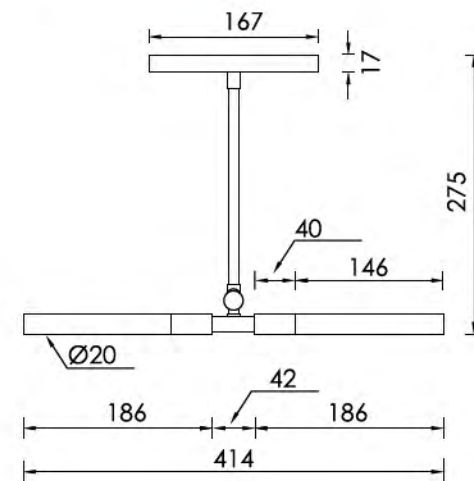
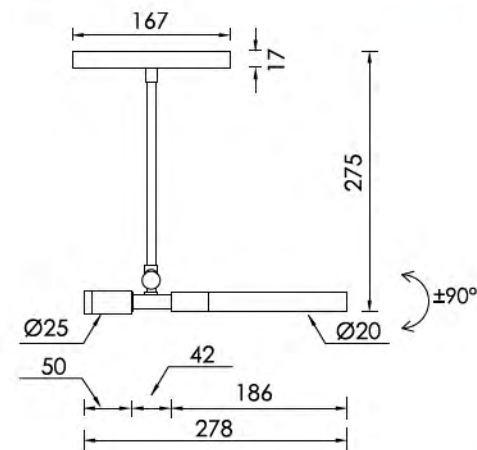



Low Voltage 48V tracklights made by extruded brass. Creativity should not be limited through situations. With our selection categorized by characteristics such as shape, specification or application, it's easy for you to find the perfect solution to suit your needs.

LEGATUS VISO 2 1F SPOT



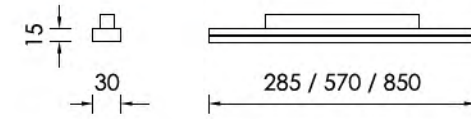
LEGATUS VISO 2 2F SPOT



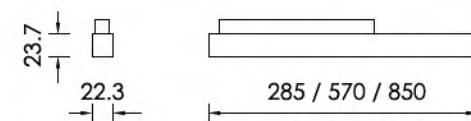



Low Voltage linear light system equipped with latest LED technology and made by extruded aluminium. 3Step MacAdam, Lifetime more than 60.000Hrs available in different lengths and degrees.

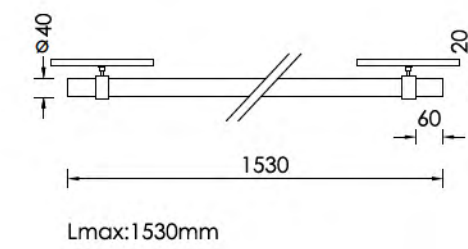
LEGATUS LINEAR LED



LEGATUS LINEAR SPOT



LEGATUS CAVUS 2



Low Voltage linear light system equipped with latest LED technology and made by extruded aluminium. 3Step MacAdam, Lifetime more than 60.000Hrs available in different lengths and degrees.

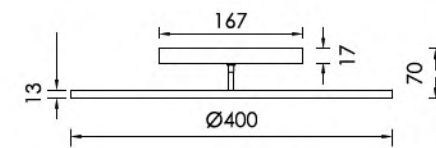


LEGATUS ROUND - RING

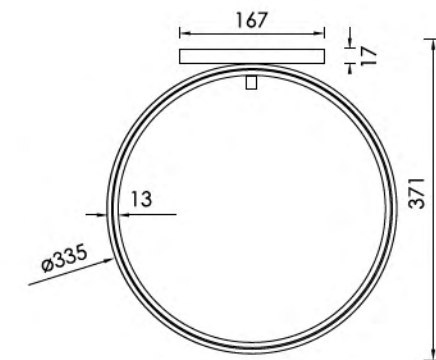
low voltage systems



LEGATUS ROUND 50



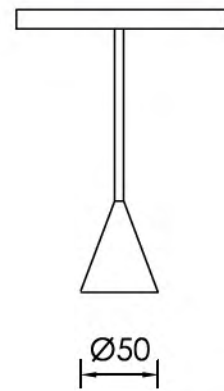
LEGATUS COMIS RING 35



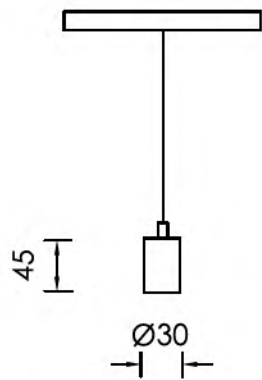
Low Voltage 48V extruded aluminium ring and disc tracklights with, extruded PMMA opal diffuser. Fittings can be installed, repositioned and switched in the profile easily, without the need of any tools.



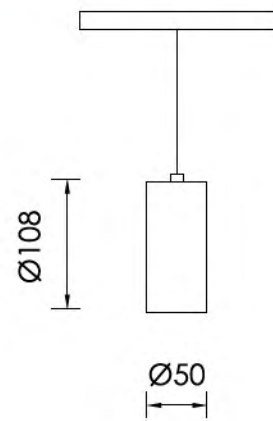
LEGATUS FERUS 55



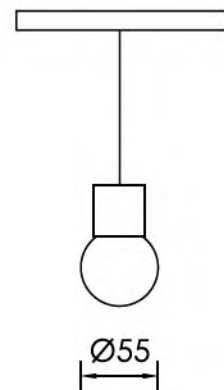

LEGATUS SPOT 25 SP



LEGATUS SPOT 50 SP



LEGATUS LOCUS SP



Low Voltage 48V Suspended fitting made by extruded aluminium. Fittings can be installed, repositioned and switched in the profile easily, without the need of any tools.

DO WN LIG HTS

64







BENE 1F IN

BENE 2F IN

BENE 5F IN



38x38

68x38


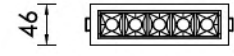
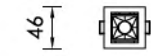
138x38



46

76

147

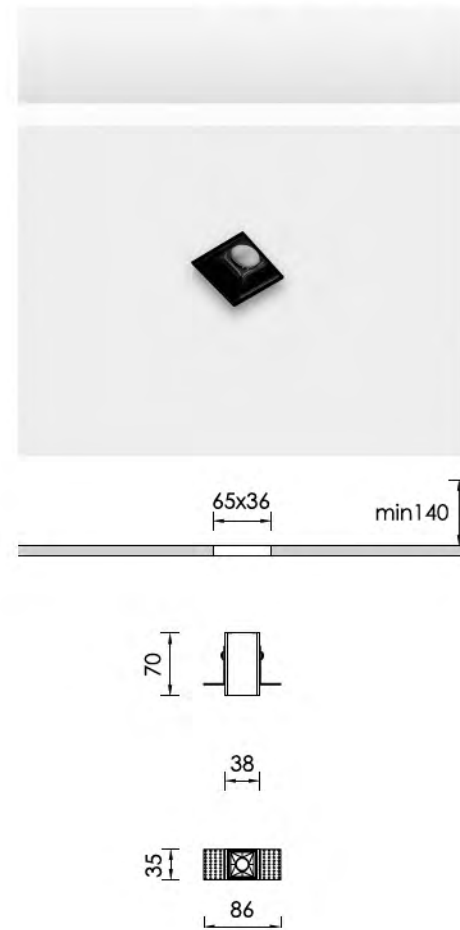


Extruded aluminium recessed downlight, with special PMMA lens and antiglare PC screen reflectors. Up to 180Lumen Per Watt, 3Step MacAdam, configures your lighting solution exactly to your needs and wishes.

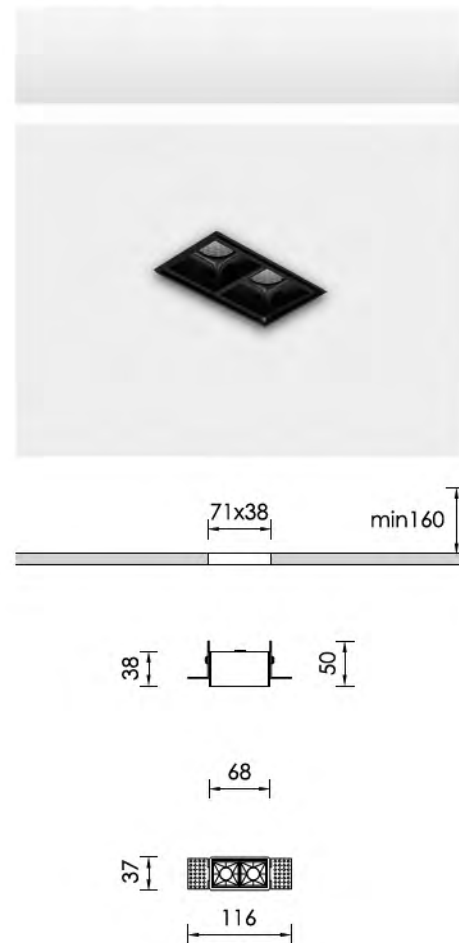




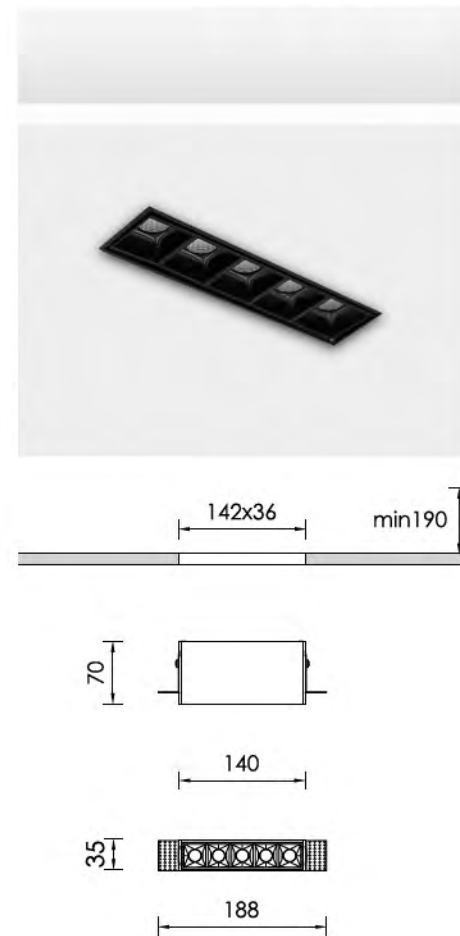
BENE 1F TRIMLESS



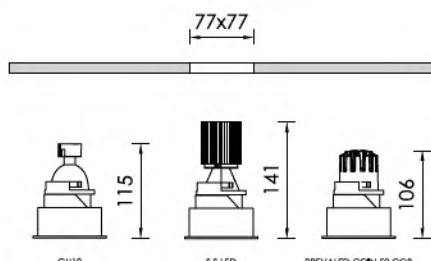
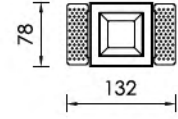
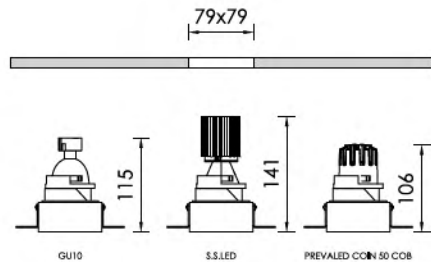
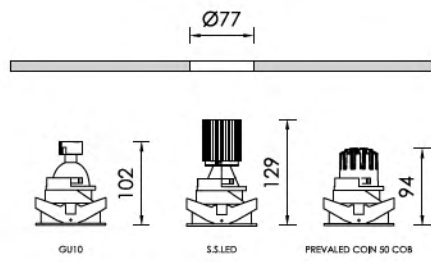
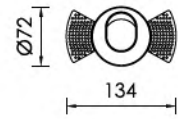
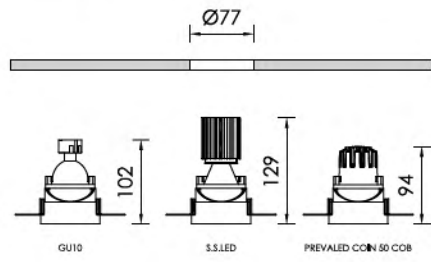
BENE 2F TRIMLESS



BENE 5F TRIMLESS



Extruded aluminium trimless recessed downlight, with Special PMMA lens and antiglare PC screen reflectors. up to 180Lumen Per Watt, 3Step MacAdam, configures your lighting solution exactly to your needs and wishes.



VATES 10



VATES 17



VATES 18



VATES 23



TRIMLESS
IN

VATES 12



VATES 13



VATES 14



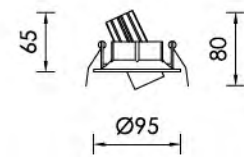
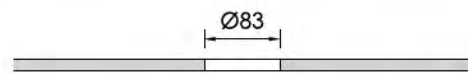
VATES 21



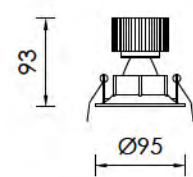
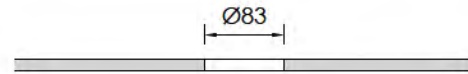
Cost-effective aluminium downlights, allow designer to illuminate an area with a uniform level of brightness, as well as embracing the challenge of new LED technology to develop and deliver a unique product. Recessed or trimless, fixed or adjustable, up to 1500Lumens, low maintenance cost makes Vates downlights the ideal solution for a wide variety of projects.



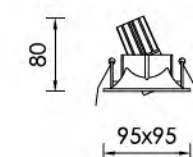
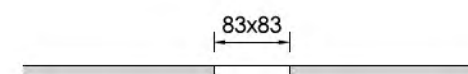
STELLA 4 FUSUS



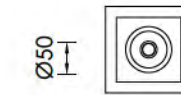
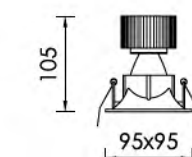
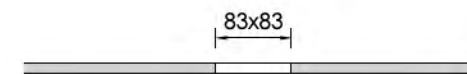
STELLA 4 S.S.LED



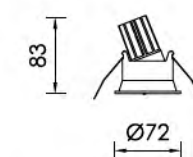
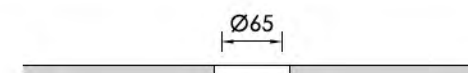
STELLA 5 FUSUS



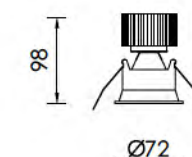

STELLA 5 S.S.LED



STELLA 6 FUSUS



STELLA 6 S.S.LED



Cast pressed efficient and stylish downlights. Fittings may be small in diameter but they can have spot, medium or wide lighting distribution. High efficiency, low maintenance costs and excellent color rendering up to 1500Lumens.

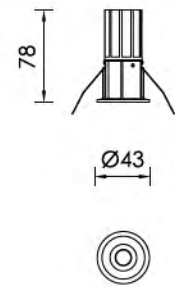




STELLA 8 S.S.LED



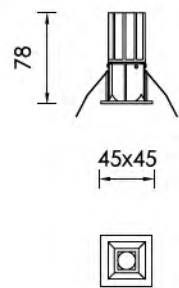
Ø37



STELLA 9 S.S.LED



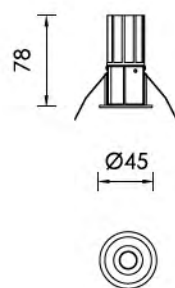
37x37



STELLA 14 S.S.LED



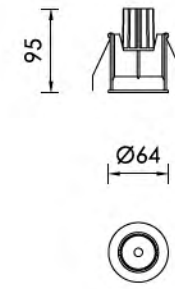
Ø37



STELLA 15 S.S.LED



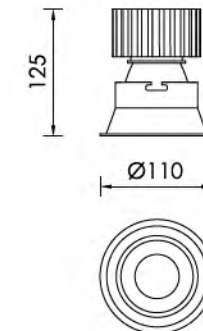
Ø60



STELLA 20 S.S.LED



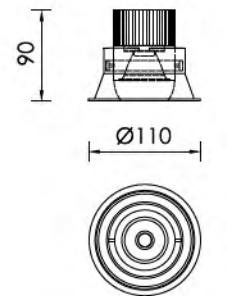
Ø98



VERAX STELLA 20 S.S.LED



Ø98

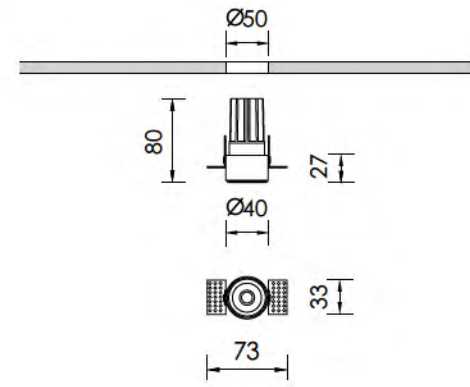


Cast pressed downlights suitable for different cutting holes. 3Step MacAdam, Lifetime more than 50.000Hrs and up to 3300Lumen.

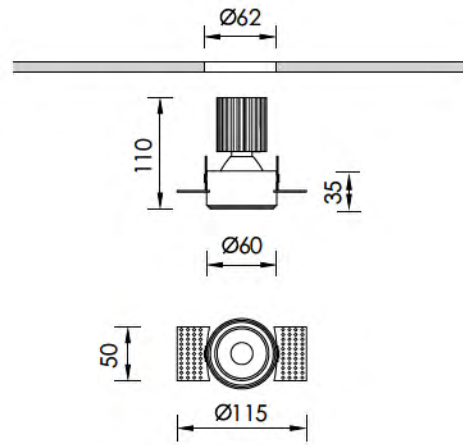




FUSUS S TRIM



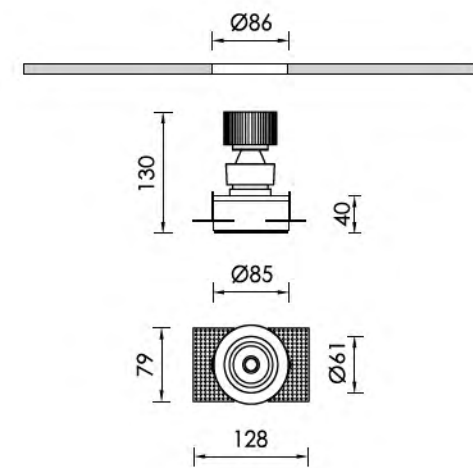
FUSUS M TRIM



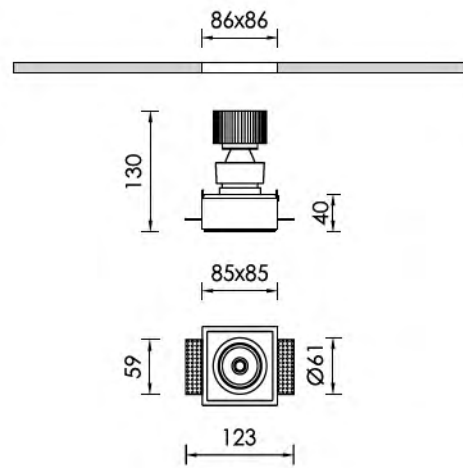
Cast pressed aluminium downlight, up to 1100Lumen, 3Step MacAdam, Lifetime more than 50.000Hrs and up to 3300Lumen. Can provide excellent illumination to shops, offices, hotels, residences, public areas etc.



ARTUS 1



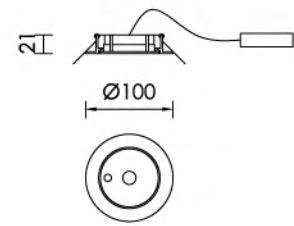
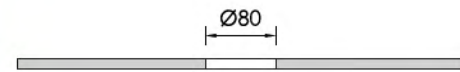

ARTUS 1 SQUARE



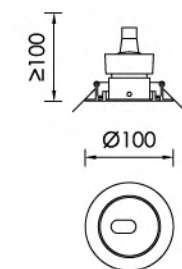
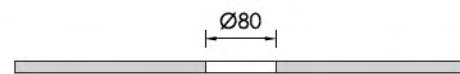

Adjustable Downlights with unique design and with top quality of light, made by cast pressed aluminium, can provide excellent illumination to shops, offices, hotels, residences, public areas etc. Covering a big range of sizes, lumen categories and distribution beams such as narrow, medium and flood, can give an optimal lighting for any display.



ORBIS 2 H.P.LED EMG



ORBIS 3

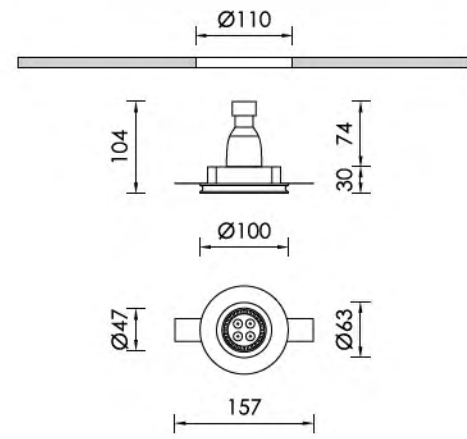


Cast pressed downlights suitable for different cutting holes. 3Step MacAdam, Lifetime more than 50.000Hrs and up to 3300Lumen.

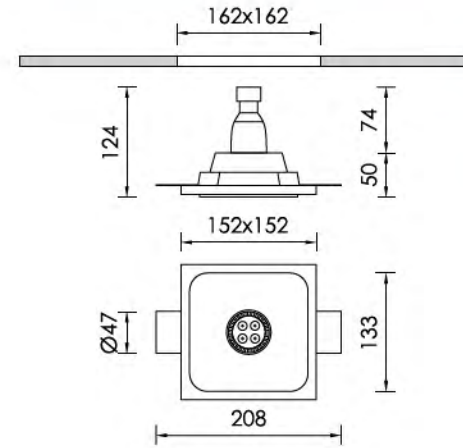


Plaster cost effective downlights suitable for Led Engines, or Retrofit Lamps in different shapes.

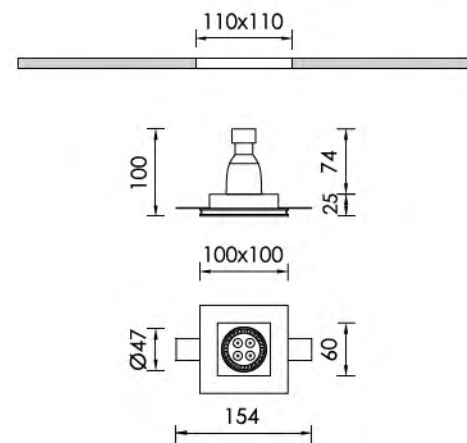
PLANUS 1



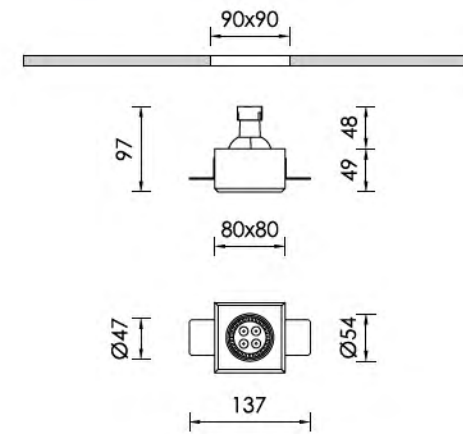
PLANUS 12



PLANUS 4



PLANUS 13





STIPO 1 H.P.LED



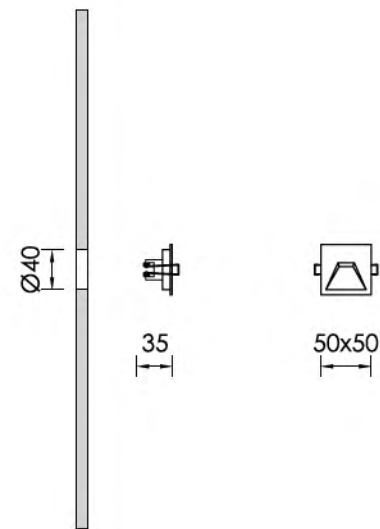
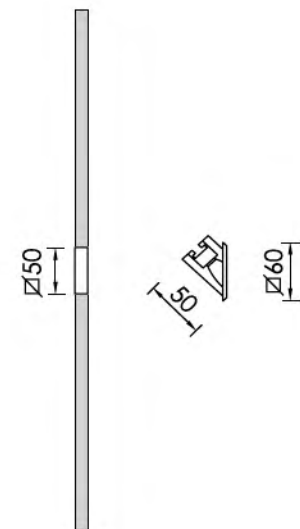
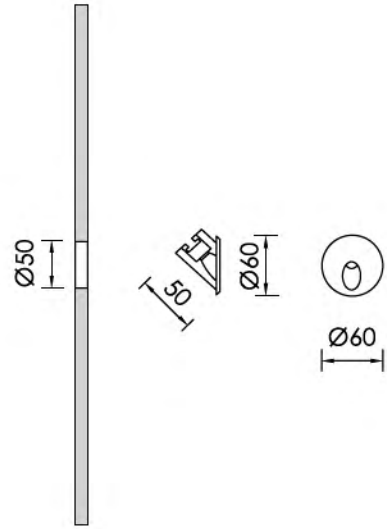
STIPO 2 H.P.LED



STIPO 3 H.P.LED



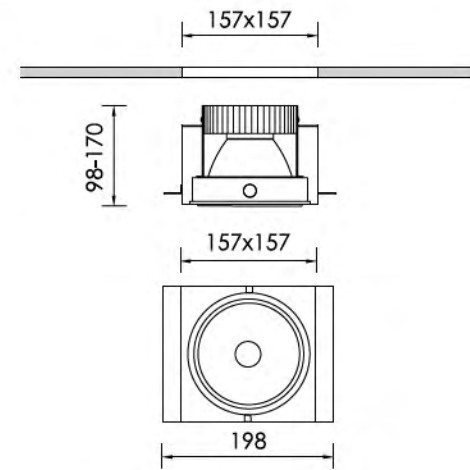
84



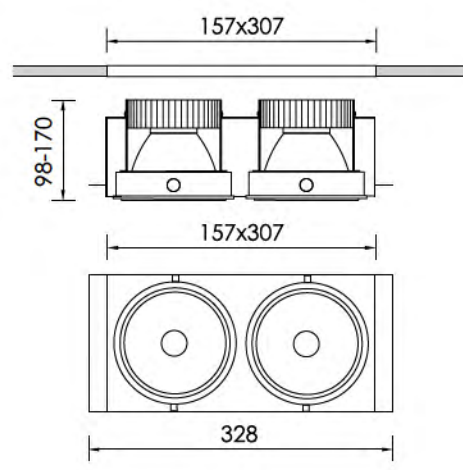
Wall light fittings made by Cast-pressed aluminium.
Small design, easy installation, high performance and shallow recess depth.



STATUS 1F S.S.LED



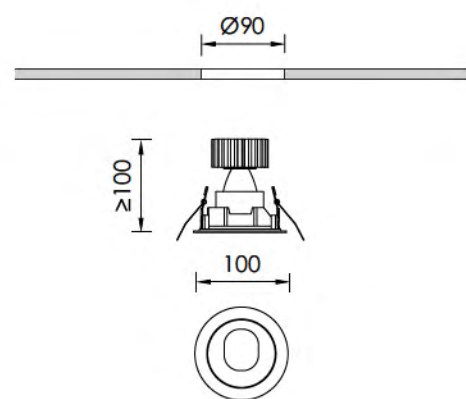
STATUS 2F S.S.LED



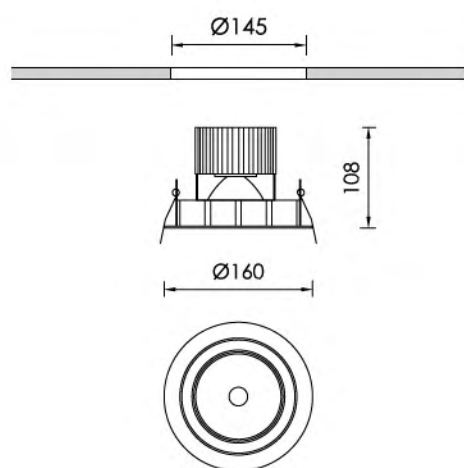
Adjustable trimless downlights made by cast pressed aluminium and pressed formed steel, Circular round aluminium facets reflector in different degrees, Latest COB Led technology, up to 6800Lumen, 3Step MacAdam, Lifetime more than 50.000Hrs and many options in Dimming system.



MITTO 5 S.S.LED



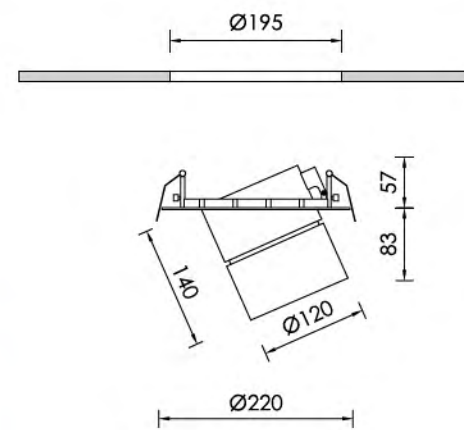
MITTO 2 S.S.LED



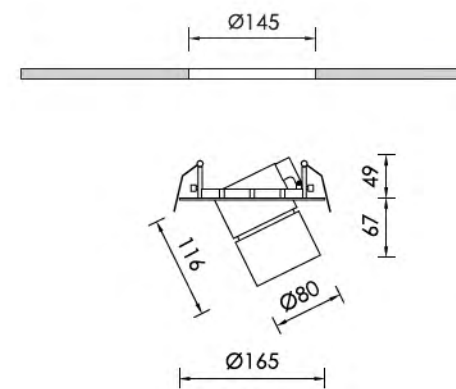
Adjustable downlights in 2 directions made by Cast pressed aluminium, Circular round aluminium facets reflector in different degrees, Latest COB Led technology, up to 6800Lumen, 3Step MacAdam, Lifetime more than 50.000Hrs and many options in Dimming system.



PENDO 8R S.S.LED



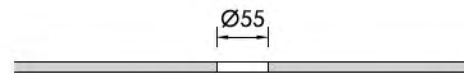
PENDO M 8R S.S.LED




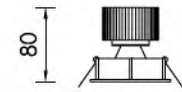
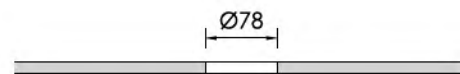
Adjustable recessed luminaires with special wallwash distribution. This allows you to illuminate walls uniformly and thus create a generous perception of space. Unique Design, with top quality of light, made by cast pressed aluminium, can provide excellent illumination to shops, offices, hotels, residences, public areas etc. Covering a range of sizes, lumen categories and distribution beams such as narrow, medium and flood, can give an optimal lighting for any display.



MINI MOBILIS S H.P.LED

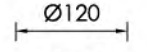
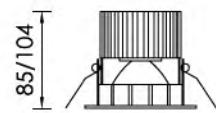



MOBILIS

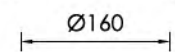
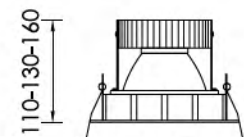



Adjustable downlights made by cast pressed aluminium, Circular round aluminium facets reflector in different degrees, Latest COB Led technology, up to 6800Lumen, 3Step MacAdam, Lifetime more than 50.000Hrs and many options in Dimming system.

MOBILIS M S.S.LED

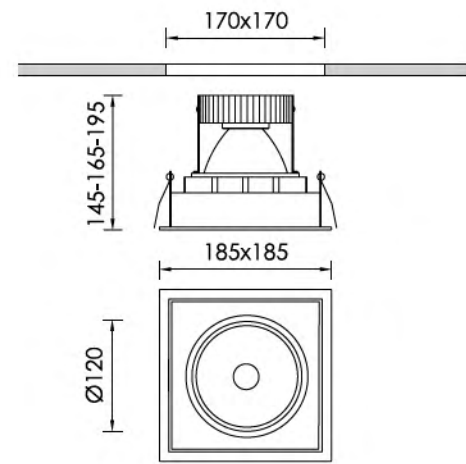


MAX MOBILIS S.S.LED

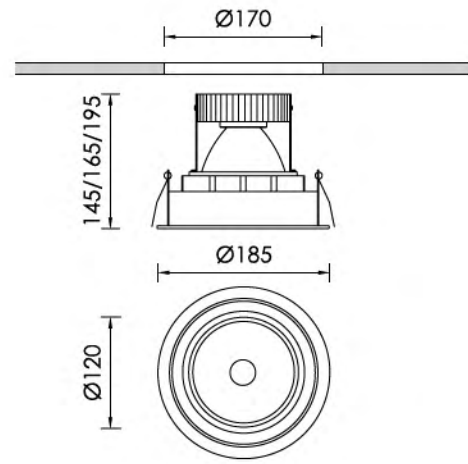




MAX CARBO SQUARE S.S.LED



MAX CARBO S.S.LED



Adjustable downlights made by cast pressed aluminium, Circular round aluminium facets reflector in different degrees, Latest COB Led technology, up to 6800Lumen, 3Step MacAdam, Lifetime more than 50.000Hrs and many options in Dimming system.





HONOR S N WHITE OPTIC S.S.LED



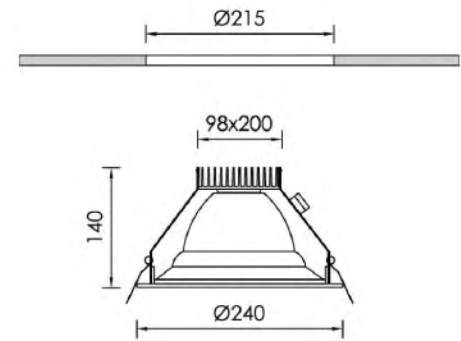
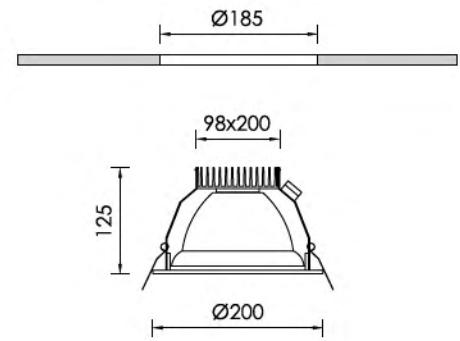
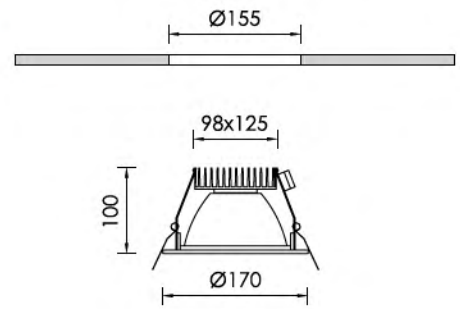
HONOR M N WHITE OPTIC S.S.LED




HONOR L N WHITE OPTIC S.S.LED



96

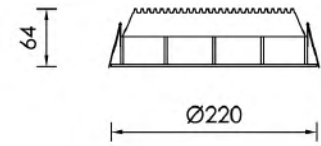




Recessed downlights made by cast pressed aluminium and prismatic glass diffuser. 3Step MacAdam, Lifetime more than 50.000Hrs and up to 5900Lumen.

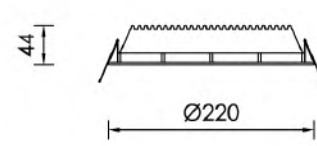





STATUR



STATUR SMALL

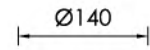
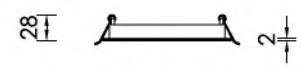



Recessed downlights made by cast pressed aluminium and opal PMMA diffuser. Shallow recess depth, PCB Led technology, up to 3000Lumen, 3Step MacAdam, Lifetime more than 50.000Hrs and many options in Dimming system.

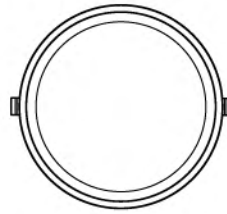







VIGOR IN M



VIGOR IN XL

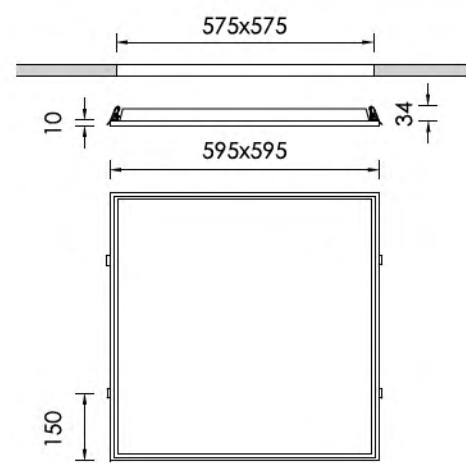


Recessed downlights made by cast pressed aluminium and opal PMMA diffuser. In tight mounting situations, every millimeter in recessing depth of a luminaire counts. VIGOR with a shallow recess depth, to provide excellent light quality in areas with limited installation space.

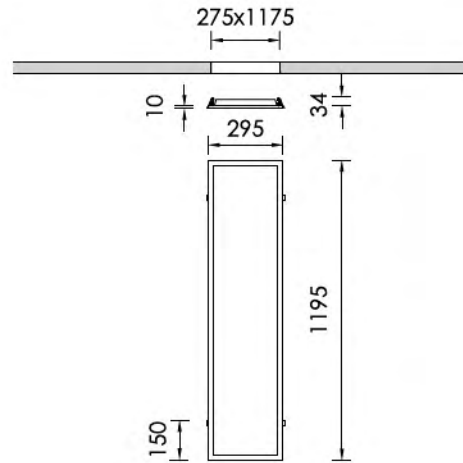




BACKLED PANEL IN



BACKLED PANEL 2 IN



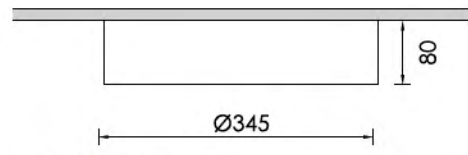
Shallow depths recessed panel, with opal or microprismatic PMMA diffuser. Easy installation and long lifetime.



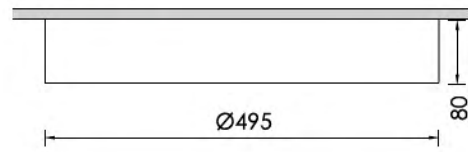
CEILING MOUNTED LIGHTS

104

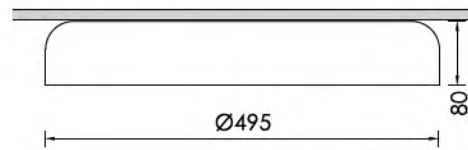




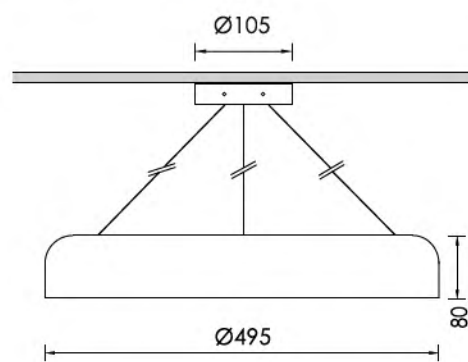
FIRMUS 30 - 50



FIRMUS B 30 - B 50



FIRMUS 50 SP - B 50 SP



FIRMUS 30



FIRMUS B 30



FIRMUS 50



FIRMUS B 50



FIRMUS 50 SP



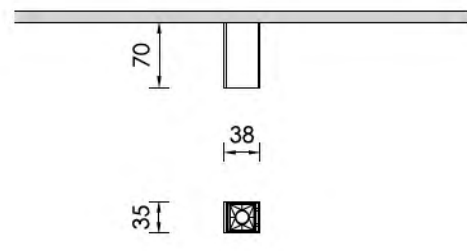
FIRMUS B 50 SP

Suspended or ceiling mounted made by pressed formed steel and opal polycarbonate diffuser. Available in different sizes and shapes. Up to 6300Lm/W and Lifetime more than 50.000Hrs.

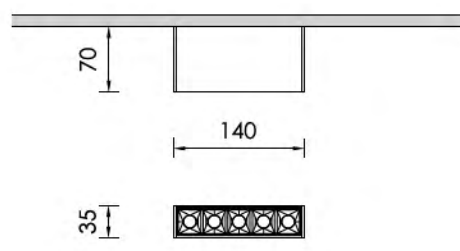
BENE
ceiling
mounted lights



BENE 1F



BENE 5F



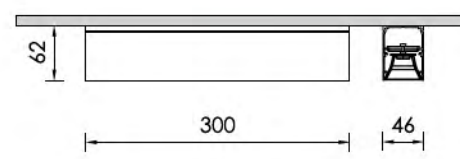
Extruded aluminium ceiling mounted fitting, with special PMMA lens, antiglare PC screen reflectors and built-in driver. Up to 180Lumen Per Watt and 3Step MacAdam, configures your lighting solution exactly to your needs and wishes.

108

NOTUS 25 DAISY
ceiling
mounted lights



NOTUS 25 DAISY CEILING

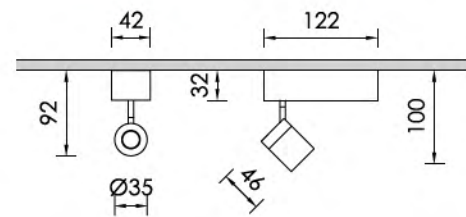


LEGATUS SPOT

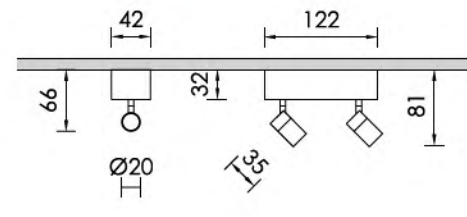
ceiling
mounted lights




LEGATUS SPOT 35 1F



LEGATUS SPOT 20 2F

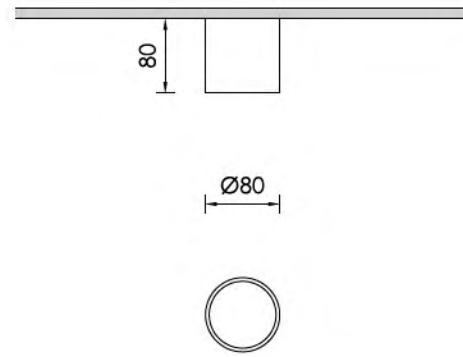


The compact and minimal design of our surface mounted LED fittings means they will blend into most interior project styles. Different optic technologies spot, flood, and oval beam are used to emphasize architectural styles and visual comfort.

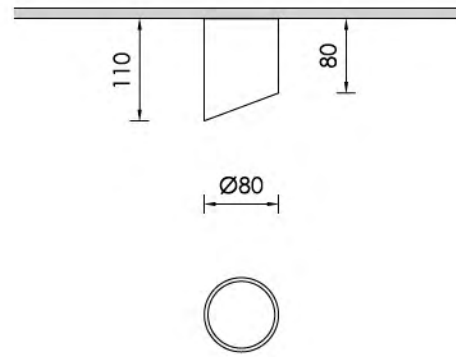




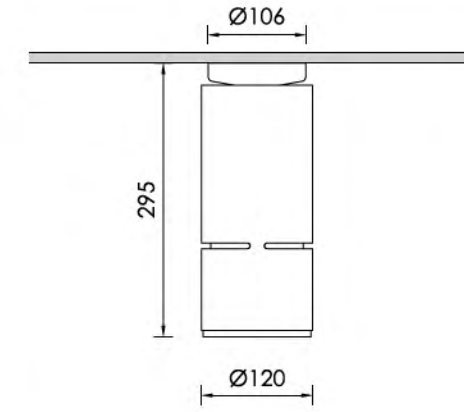
PENDO M3 CEILING



PENDO M3 F CEILING

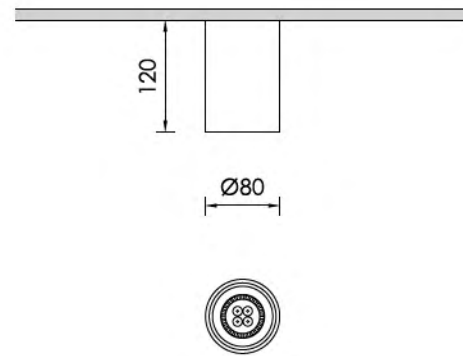


PENDO 2R CEILING S.S.LED

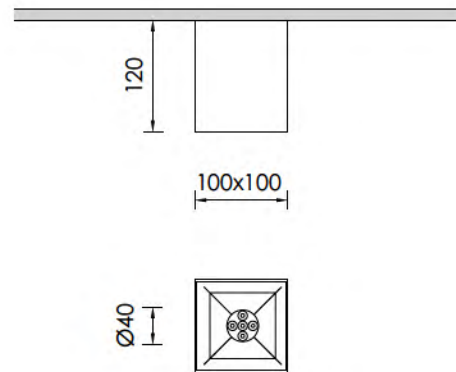


Discover our product a new way. Grouped together by characteristics such as shape, specs or usage, will make it easy for you to find the perfect solution for your needs.

PENDO MS CEILING

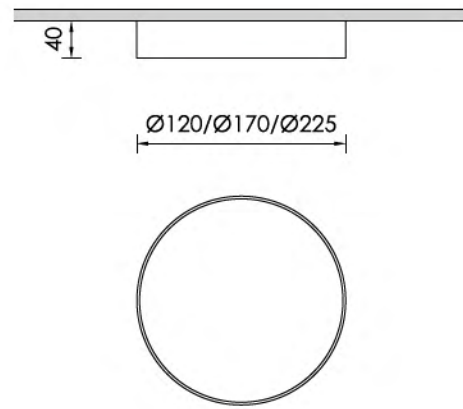


PENDO SQ 2 CEILING

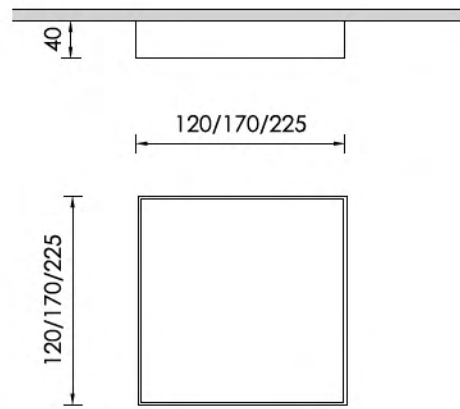




VIGOR L - M - S OUT



VIGOR L - M - S OUT SQUARE



Round or Squares using the latest trends and technology in lighting, as well as proven classic styles to achieve the perfect look for your living area that emphasize the geometrical shape of space. They reduce the installation complexity and with large lumen packages are suitable for general lighting of high ceiling rooms.




LIN EAR LIGH TING PRO FILES

116






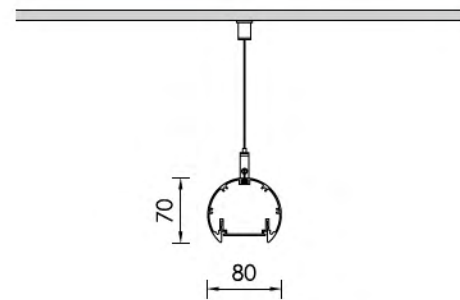
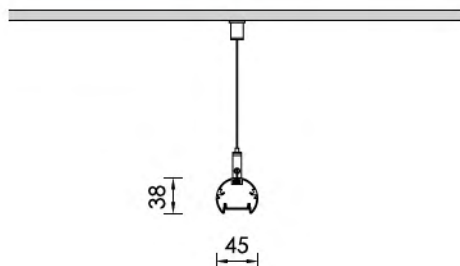
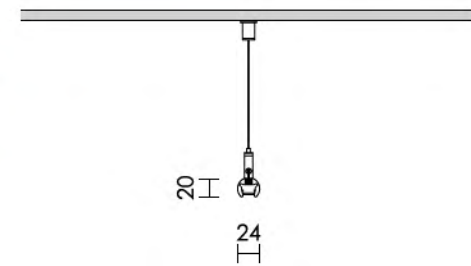
NOVITAS 1



NOVITAS 2



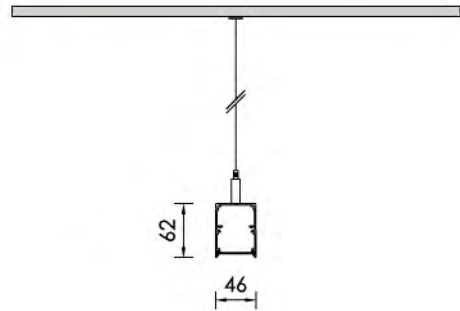

NOVITAS 3



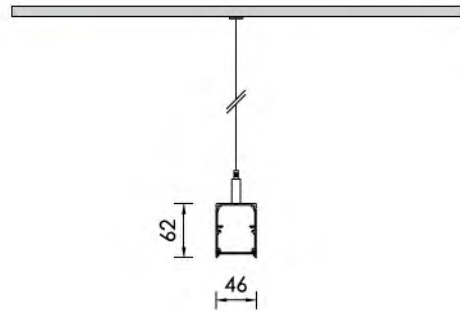
Round extruded aluminium linear profile, Extruded PMMA diffuser, opal or microprismatic and built-in driver. Up to 4500m long as individual length. PCB Board technology, 3step MacAdam, Ripple < 3%, Lifetime>80.000h | L80B10.



NOTUS 25 LINEAR LED SP



NOTUS 25 DAISY SP

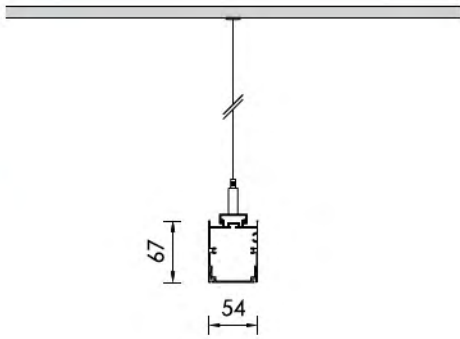


Extruded aluminium linear profile with matt opal cover of extruded PMMA in roll up to 20m. As well available with special antiglare PC shade. Up to 197lumen per watt, 3Step MacAdam, configures your lighting solution exactly to your needs and wishes.

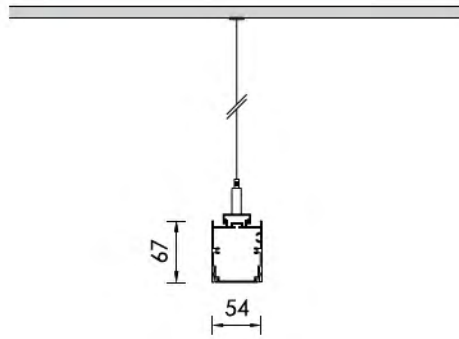





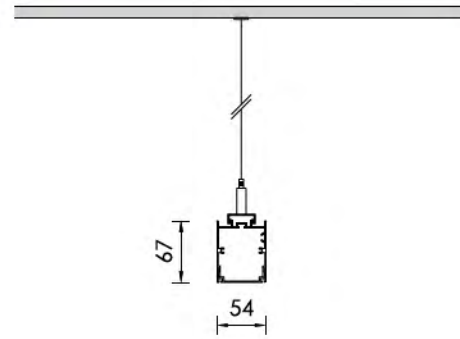
NOTUS 16 LINEAR LED SP



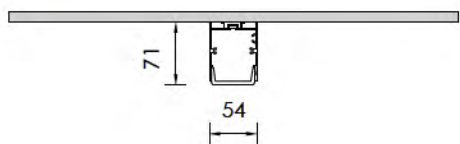
NOTUS 16 MICROPRISMATIC OPAL
LINEAR LED SP




NOTUS 16 UGR LINEAR LED SP



NOTUS 16 LINEAR LENS LED



NOTUS 16 SQUARE LINEAR LED SP



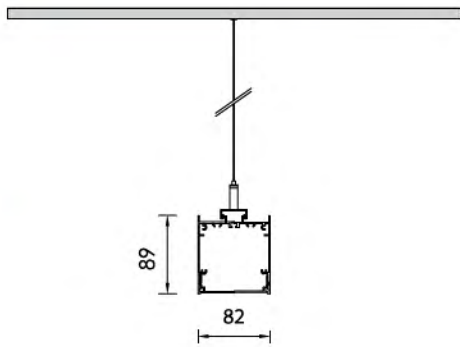
Extruded aluminium linear profile, extruded PMMA diffuser opal or microprismatic and built-in driver. Up to 4500mm long as individual length. PCB board technology, low glare options, 3step MacAdam, Ripple < 3%, Lifetime>100.000h | L80B10. Can be spoke to follow the form and flow the architecture. Available in length up to 4500mm. Custom lengths for continuous lighting systems as well available. Ideal solution for linear architectural lighting and contemporary commercial projects.



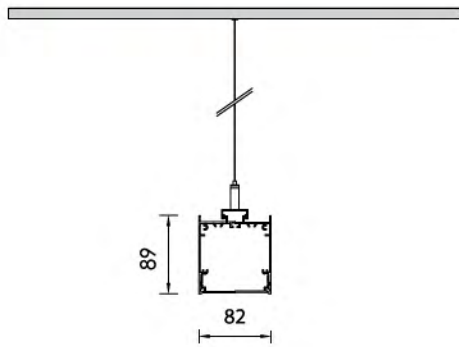
NOTUS 1 - 82mm
linear lighting profiles
SUSPENDED



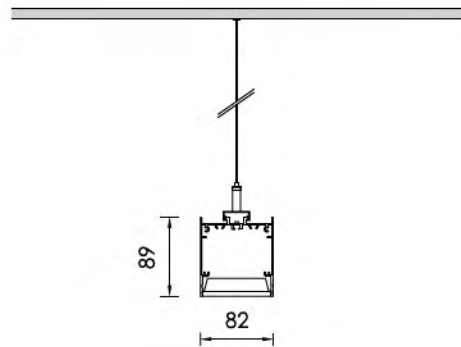
NOTUS 1 LINEAR LED SP



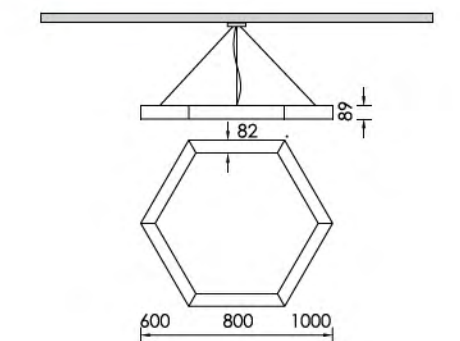
NOTUS 1 UGR LINEAR LED SP



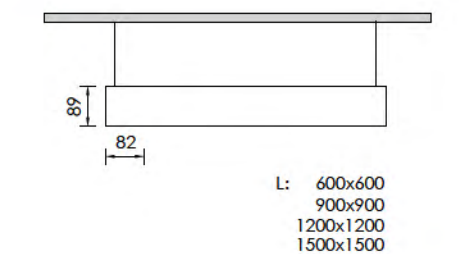
NOTUS 1 CROSS LINEAR LED SP



NOTUS 1 PL LINEAR LED SP



NOTUS 1 SQUARE LED SP



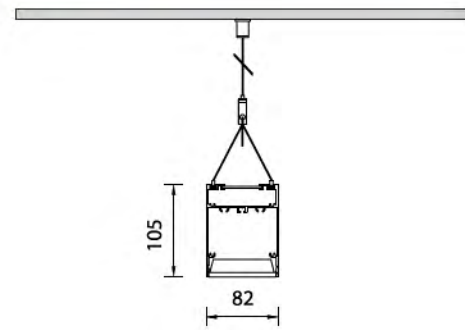

- L: 600x600
- 900x900
- 1200x1200
- 1500x1500

Extruded aluminium linear profile, extruded PMMA diffuser opal or microprismatic and built-in driver. Up to 4500mm long as individual length. PCB board technology, low glare options, 3step MacAdam, Ripple < 3%, Lifetime>100.000h | L80B10. Can be spoke to follow the form and flow the architecture. Available in length up to 4500mm. Straight line or bend, ceiling mounted or suspended, opal or opal-microprismatic, low glare diffusers, up to 150Lumens/W, direct/indirect options, clip in gear tray. Don't just limit what we can do to what you can see, because your imagination is the real limit – you draw it we make it!

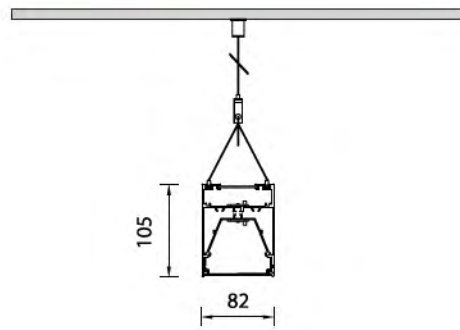





NOTUS 14 UP DOWN CROSS LINEAR LED SP



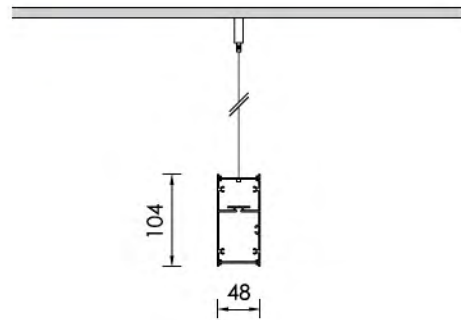

NOTUS 14 UP DOWN LINEAR LED SP



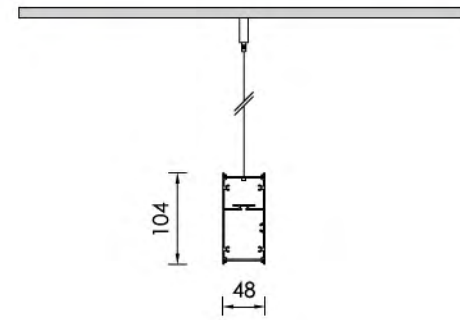
Extruded aluminium linear profile, cross diffuser and built-in driver. Up to 4500m long as individual length. PCB board technology, low glare options, 3step MacAdam, ripple < 3%, Lifetime>100.000h | L80B10. Can be spoke to follow the form and flow the architecture. Available in length up to 4500mm. Custom lengths for continuous lighting systems as well available. Ideal solution for linear architectural lighting and contemporary commercial projects.



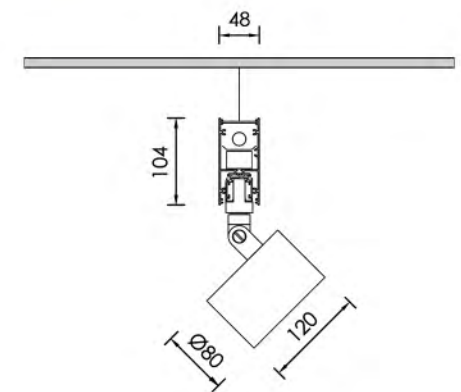
NOTUS 17 UP DOWN LINEAR LED SP



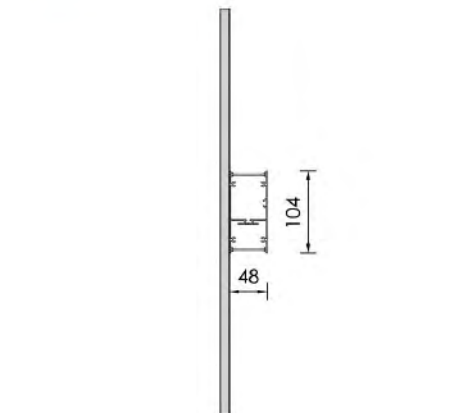

NOTUS 17 UP DOWN DAISY SP



NOTUS 17 UP TRACK SP



NOTUS 17 WALL LINEAR LED

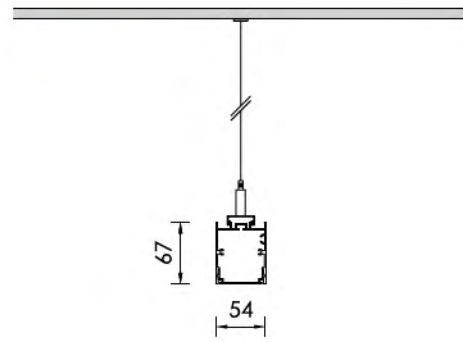


Extruded aluminium linear profile, cross diffuser and built-in driver. Up to 4500mm long as individual length. PCB board technology, Low glare options, 3step MacAdam, Ripple < 3%, Lifetime>100.000h | L80B10. Can be spoke to follow the form and flow the architecture. available in length up to 4500mm. Custom lengths for continuous lighting systems as well available. Ideal solution for linear architectural lighting and contemporary commercial projects.

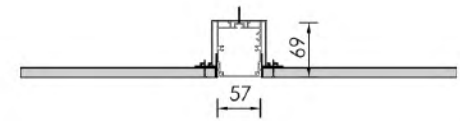




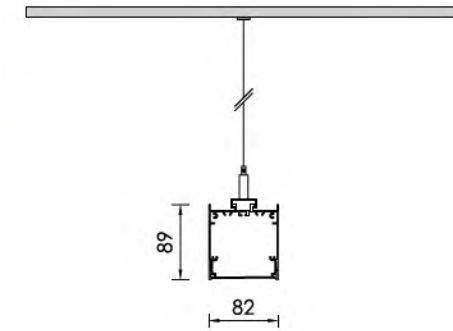
NOTUS 16 LINEAR LED SYSTEM




NOTUS 16 TRIMLESS A LINEAR LED SYSTEM



NOTUS 1 LINEAR LED SYSTEM

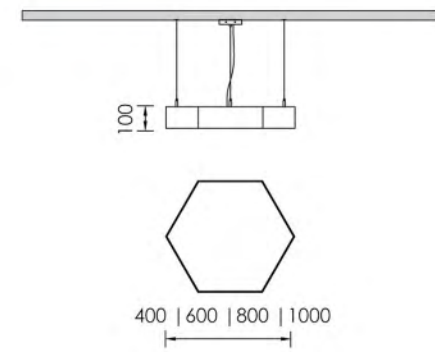



Extruded aluminium linear profile, extruded PMMA diffuser opal or microprismatic and built-in driver. Up to 4500m long as individual length. PCB board technology, low glare options, 3step MacAdam, Ripple < 3%, Lifetime>100.000h | L80B10. Can be spoke to follow the form and flow the architecture. Available in length up to 4500mm. Custom lengths for continuous lighting systems as well available. Ideal solution for linear architectural lighting and contemporary commercial projects.

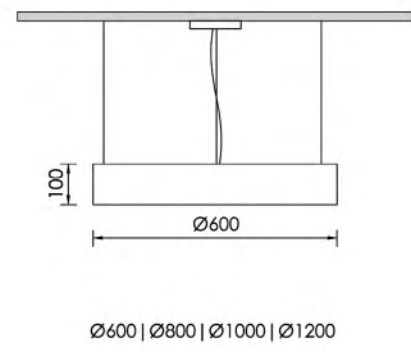




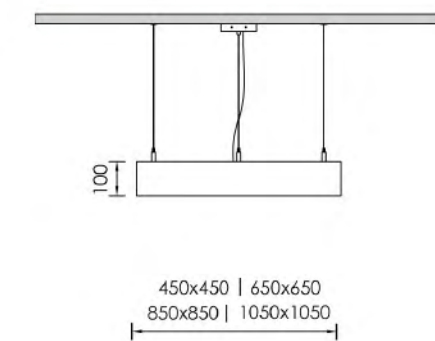
FUGA 2 HEXAGON



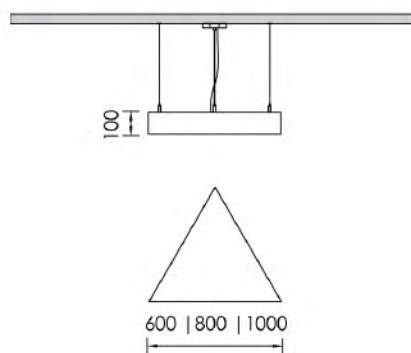

FUGA 2 ROUND SP



FUGA 2 SQUARE SP



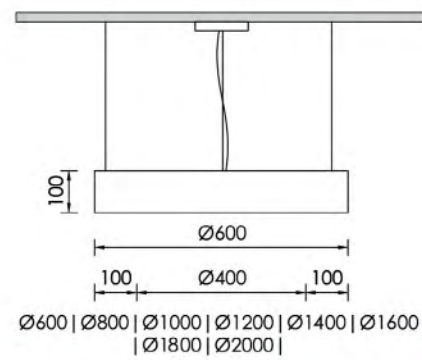
FUGA 2 TRIANGLE SP



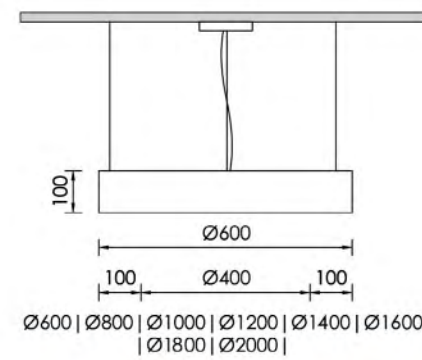
Round, square, triangle shape extruded aluminium linear profile with extruded PMMA opal diffuser. Variety of colors, finishes, sizes, emergency lighting integration, dimming and Casambi Wireless.



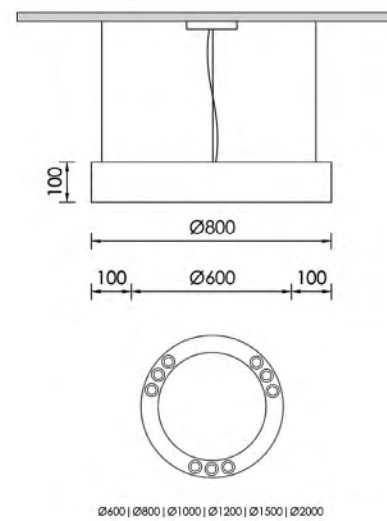
FUGA 2 RING SP



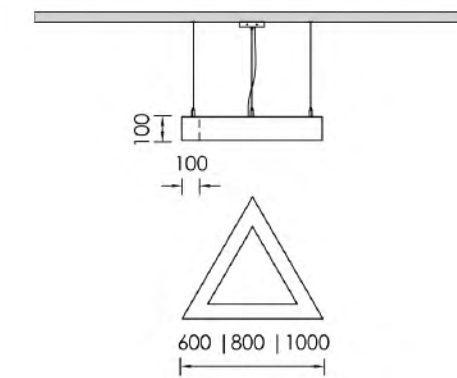
FUGA 2 RING SP UP DOWN



FUGA 2 RING SP SPOT



FUGA 2 R TRIANGLE SP





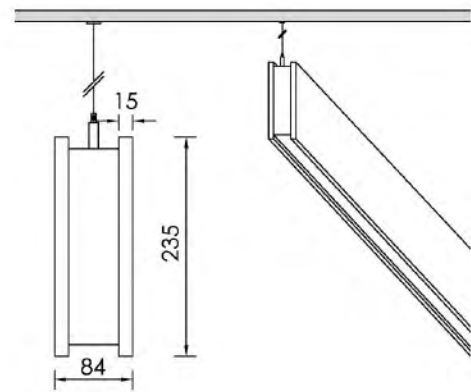
Rings direct, Rings direct-indirect, , Triangle shape extruded aluminium linear profile with extruded PMMA opal diffuser. Variety of colors, finishes sizes, emergency lighting integration, dimming and Casambi Wireless. Custom sizes for continuous systems as well available. Ideal solution for linear architectural lighting and contemporary commercial projects



SEDO NOTUS 16 DOWN

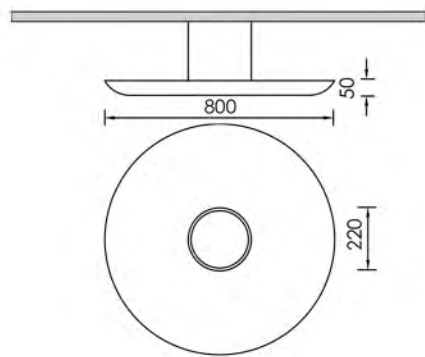


SEDO NOTUS 16 UP DOWN

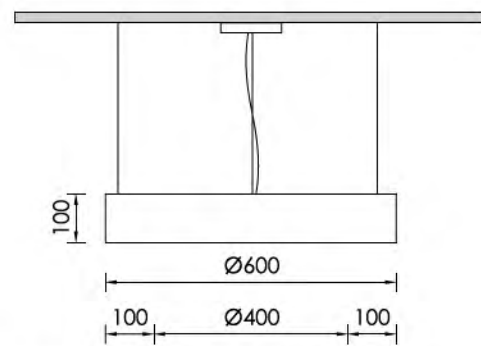


Acoustic panel, extruded aluminium linear profile, extruded PMMA opal diffuser and built-in driver. Up to 4500m long as individual length. PCB board technology, low glare options, 3step MacAdam, Ripple < 3%, Lifetime>80.000h | L80B10. Available in length up to 2000mm. Suspended acoustic pendant is ideal for reducing noise in meeting and offices.

SEDO STATUR SMALL

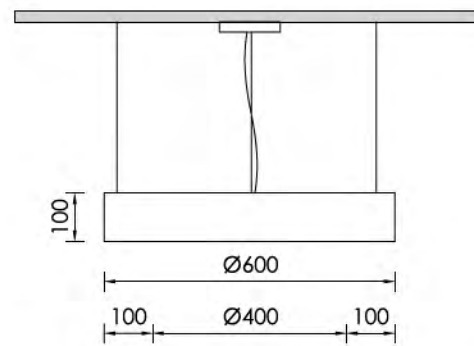


SEDO FUGA 2 RING SP1



Ø600 | Ø800 | Ø1000 | Ø1200 | Ø1500 | Ø2000

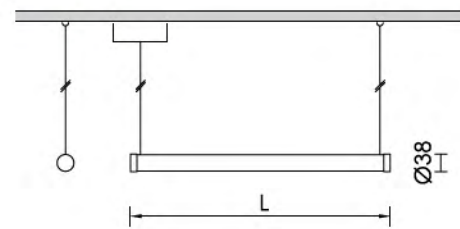

SEDO FUGA 2 RING SP2



Ø600 | Ø800 | Ø1000 | Ø1200 | Ø1500 | Ø2000

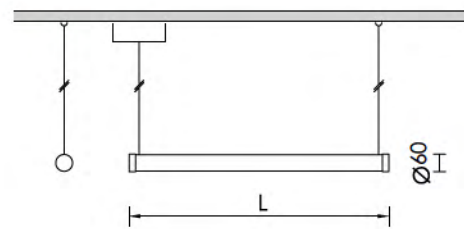


NINIO S SP




L max : 1400mm

NINIO M SP



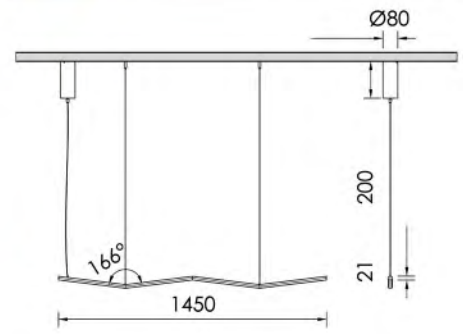
L max : 1400mm



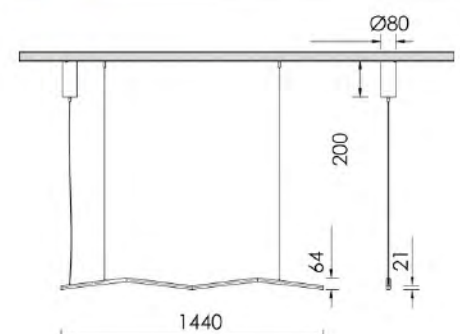
Extruded suspended plexiglass and opal PMMA diffuser, easy maintenance, maximum efficiency, saving on resources and running costs. Precise photometry prevents wasted "spill light" as a further eco-friendly factor.



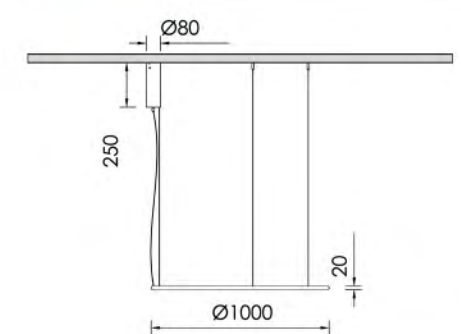
VIVO 5



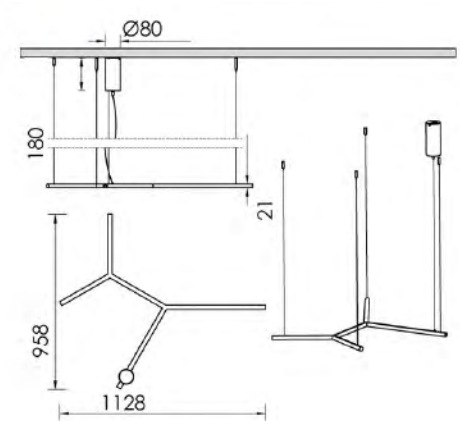
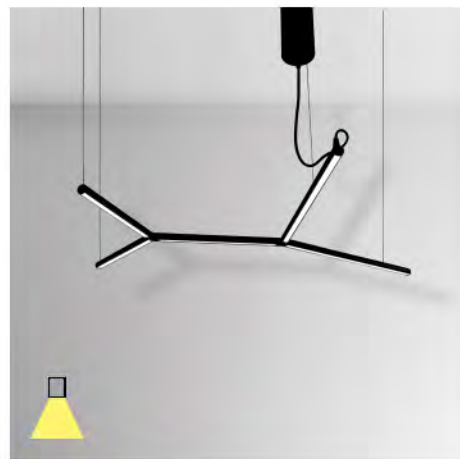
VIVO 7



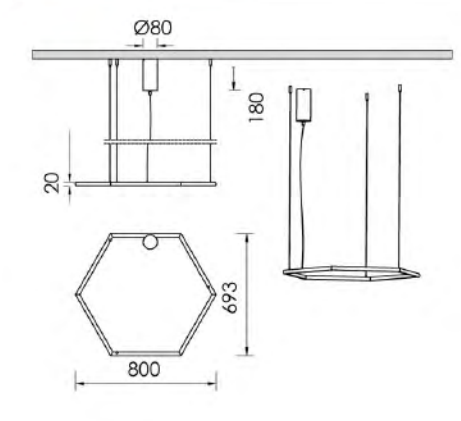
VIVO 15





VIVO 2



VIVO 9

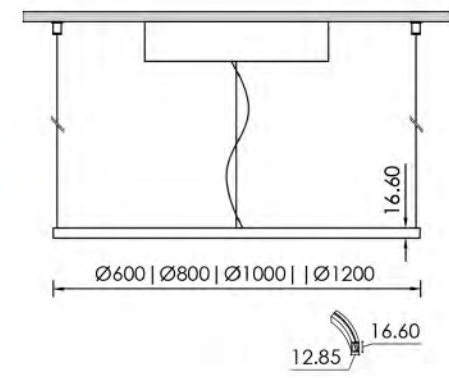


Round extruded aluminium linear profile, extruded PMMA opal diffuser and built-in driver in a ceiling rose. Straight line or bend, direct or direct – indirect options. Custom shapes.

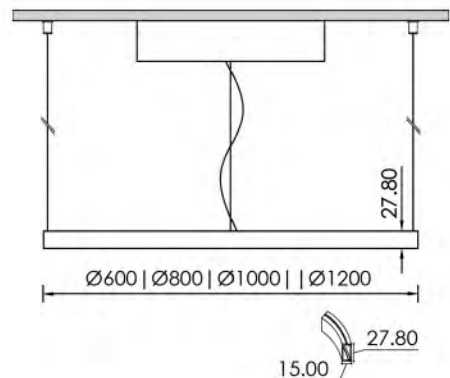




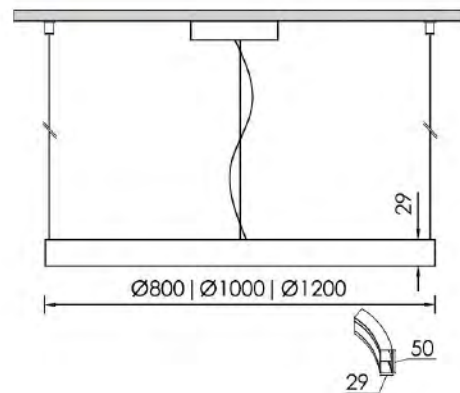
COMIS RING



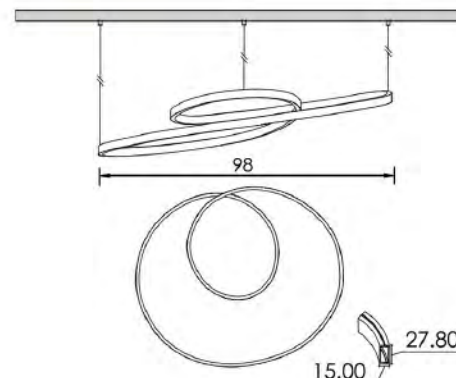
COMIS 10 RING



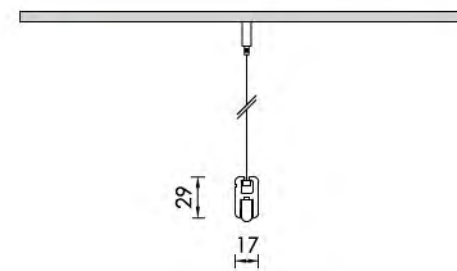
COMIS 12 RING



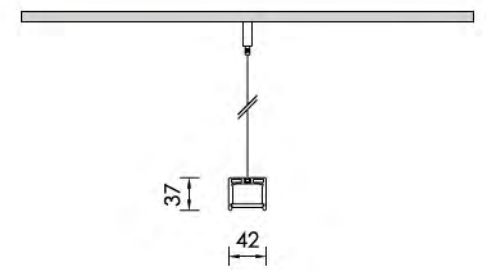
COMIS 10 8 FLEX



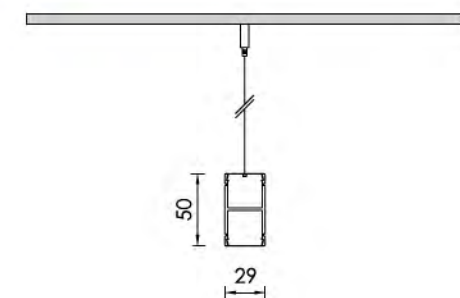

COMIS 20 FLEX




COMIS 40 FLEX



COMIS 12



Round extruded aluminium linear profile, extruded PMMA opal diffuser and built-in driver in a ceiling rose. Straight line or bend, direct or direct – indirect options. Custom shapes.






COMIS OUT SMALL COVER B



COMIS OUT LENS TAPE LED




COMIS OUT





COMIS OUT SMALL



COMIS 10 OUT



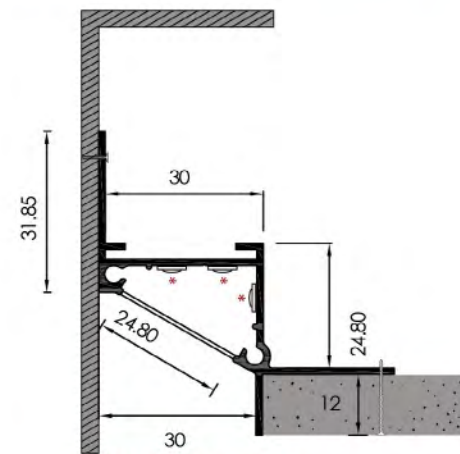
COMIS CORNER



Extruded aluminium linear profile, extruded PMMA opal diffuser or microprismatic. Up to 4500m long as individual length. Extensive range of aluminium profiles - recessed, surface, suspended, trimless.

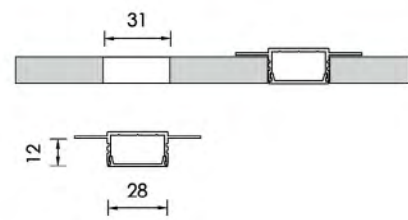



COMIS 10 ASYMMETRIC



* Installation options

COMIS 10 STATUS



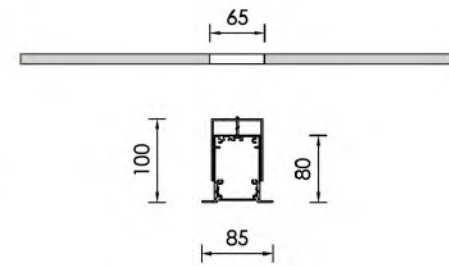

Extruded aluminium linear profile, extruded PMMA opal diffuser. Up to 4500m long as individual length. Trimless extrusions has proven to be the right choice for a variety of lighting applications focusing on cost effectiveness. Easy to mount, excellent good light quality and performance. Depending on your preferences and with the right luminaire, you can create the right atmosphere in every area.



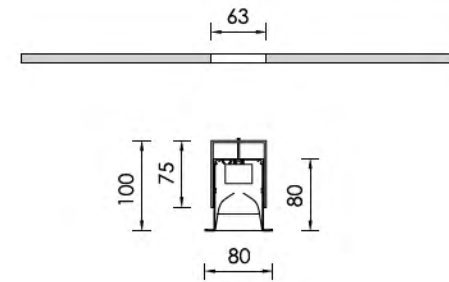
NOTUS 8
linear lighting profiles
RECESSED



NOTUS 8 LINEAR LED



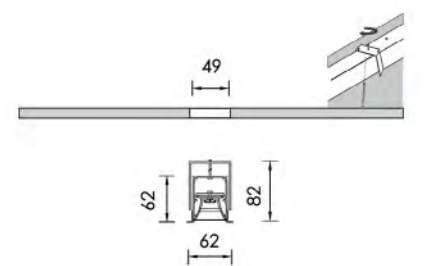
NOTUS 8 CROSS




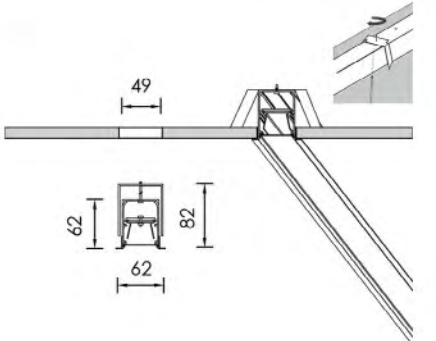
NOTUS 25
linear lighting profiles
RECESSED



NOTUS 25 IN




NOTUS 25 IN LINEAR LED




Extruded aluminium linear profile, extruded PMMA opal, cross or antiglare PC shade diffuser and built-in driver. Up to 4500m long as individual length. PCB board technology, low glare options, 3step MacAdam, Ripple < 3%, Lifetime>100.000h | L80B10. Can be spoke to follow the form and flow the architecture. available in length up to 4500mm. Custom lengths for continuous lighting systems as well available. Ideal solution for linear architectural lighting and contemporary commercial projects.



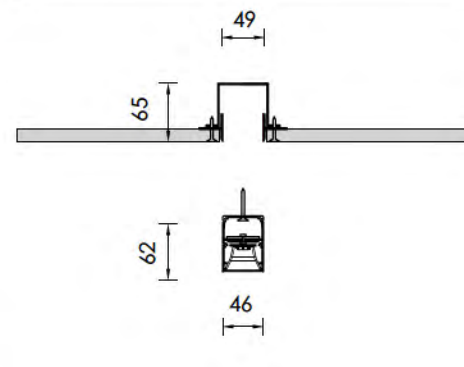
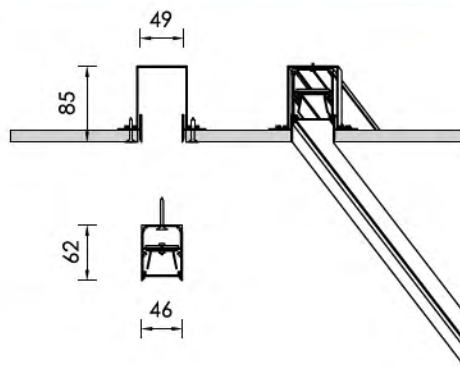
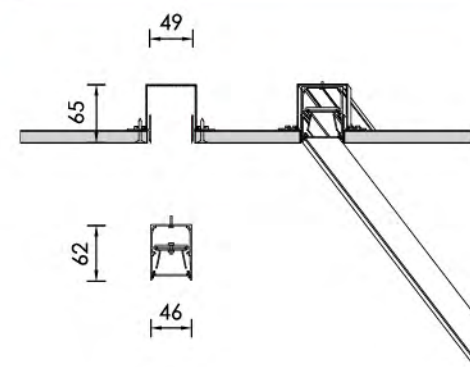

NOTUS 25 TRIMLESS A LINEAR LED



NOTUS 25 TRIMLESS B LINEAR LED



NOTUS 25 DAISY TRIMLESS A

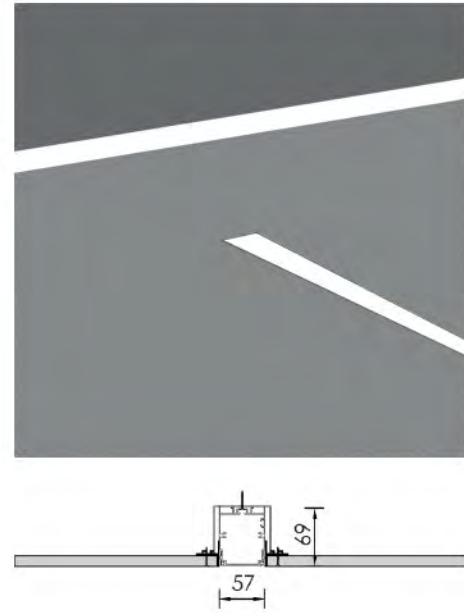


Extruded trimless aluminium linear profile, with antiglare PC shade and built-in driver. Up to 4500mm long as individual length. PCB board technology, low glare options, 3step MacAdam, Ripple < 3%, Lifetime>100.000h | L80B10. Can be spoke to follow the form and flow the architecture. Available in length up to 4500mm. Custom lengths for continuous lighting systems as well available. Ideal solution for linear architectural lighting and contemporary commercial projects.

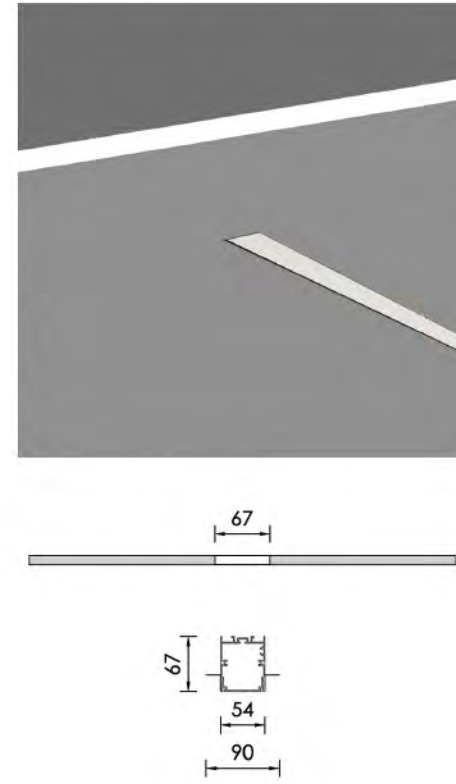





NOTUS 16 TRIMLESS A LINEAR LED




NOTUS 16 STATUS LINEAR LED



NOTUS 16 TRIMLESS B LINEAR LED



NOTUS 16 STATUS LINEAR LED IP44



Extruded aluminium linear profile, extruded PMMA opal diffuser. Up to 4500m long as individual length.
Trimless extrusions has proven to be the right choice for a variety of lighting applications focusing on cost effectiveness. Easy to mount, excellent light quality and performance.
Depending on your preferences and with the right luminaire, you can create the right atmosphere in every area.



TOP




SIDE



RGBW



24V Linear LED strips for flexible and individualized lighting solutions
Flexible and cuttable LED strip
Monochrome and RGB+W. Uniform color changing. Great design freedom thanks to flexibility and cuttability of module.
Easy mounting on many smooth surfaces thanks to self-adhesive tape at the back.
Can be divided into the smallest unit or multiples thereof without affecting the function of the remainder of the board
Low height for low-profile surface/ enclosed mounting. Low thermal output.
Available variants:
800 lm/m 1200 lm/m 2000 lm/m
CRI Ra: 90+ and 80+



HI

GH

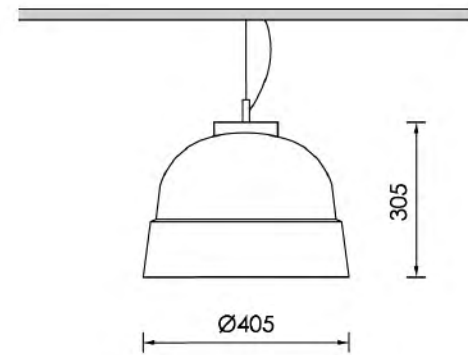
BA

Y


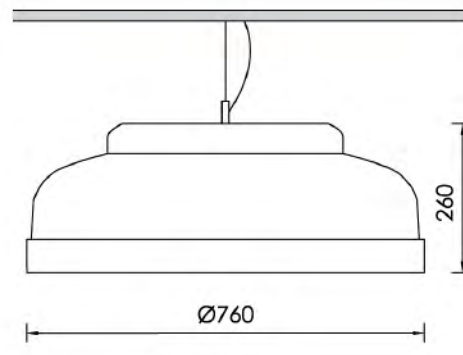




DUMUS 2




DUMUS 4



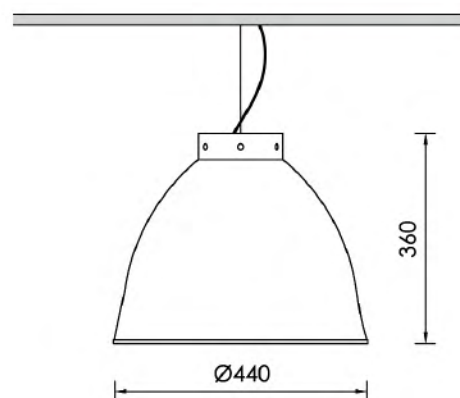
Pressed aluminium suspended fitting designed to guarantee that the best lamps are used, in order to produce the perfect light color and achieve optimum light efficiency and visual comfort. Modern lighting design needs maximum flexibility – that is precisely what we offer you with our latest line of innovative lighting products. Whether universally applicable or tailored to individual requirements, we develop intelligent lighting solutions that give you all the design freedom your projects deserve.



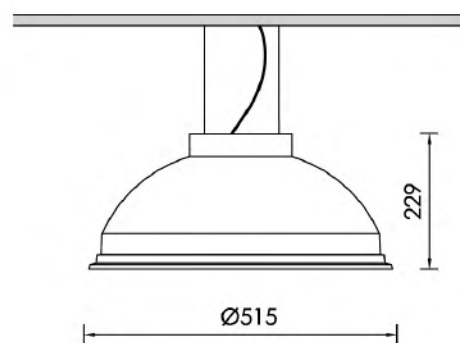
Pressed aluminium suspended fitting designed to illuminate large internal spaces correctly whilst consuming little energy and needing little maintenance.



GIGA 2 WP



GIGA 5 LED

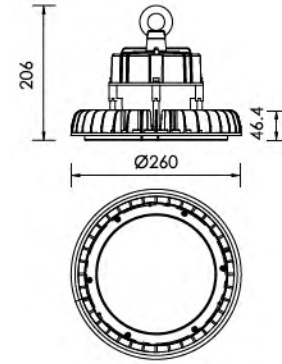
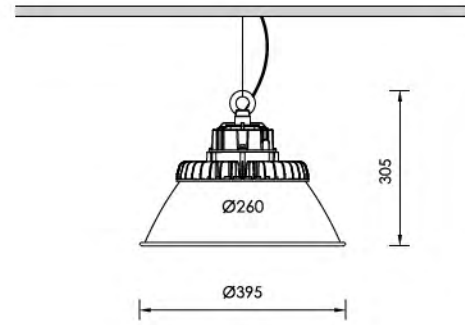




TORTUS 5 100W - 300W



TORTUS 5 100W - 300W



Pressed aluminium IP65 suspended fitting.
Available in 60°, 90° and 120° Beam angle.
Die Cast heatsink. Up to 100.000Hrs,
14.000Lumen and Ra80.



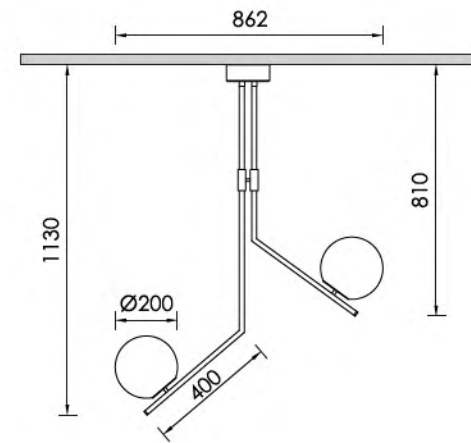
INT ERI OR

164

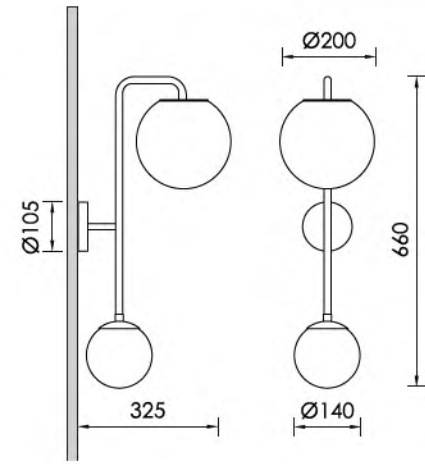





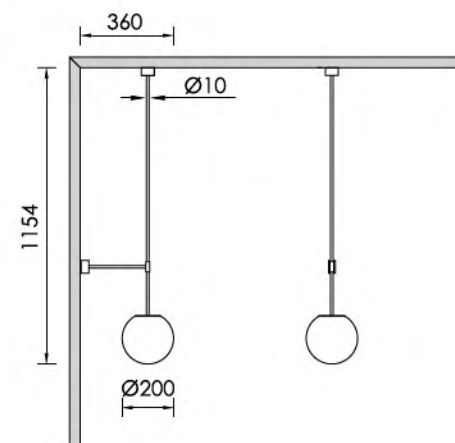

AVOLO M A 1 SP 2F



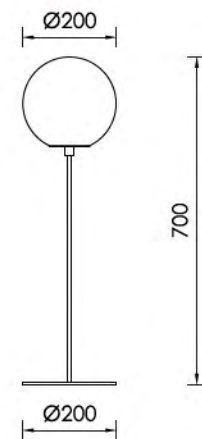
AVOLO M A 3 WALL 2F



AVOLO M A WALL 15



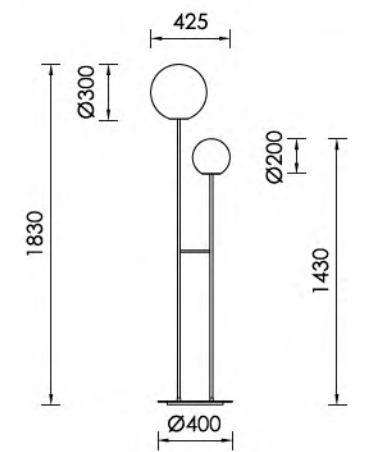
AVOLO M A 2 TABLE



Choosing interior lighting that represent your style and interests creates a space that reflects who you are. Whether you are decorating a new space from scratch or updating an existing room, adding just a few accents can tie together your overall design for a finished space to be proud of.

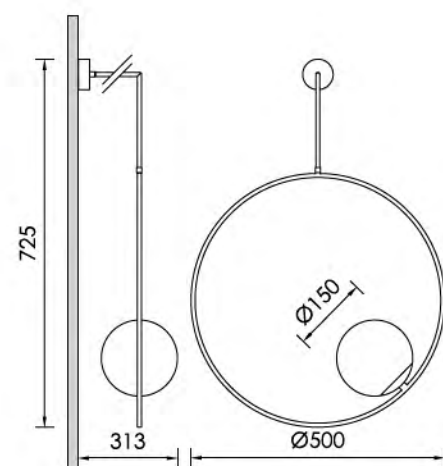


AVOLO M A 2 FLOOR 2F




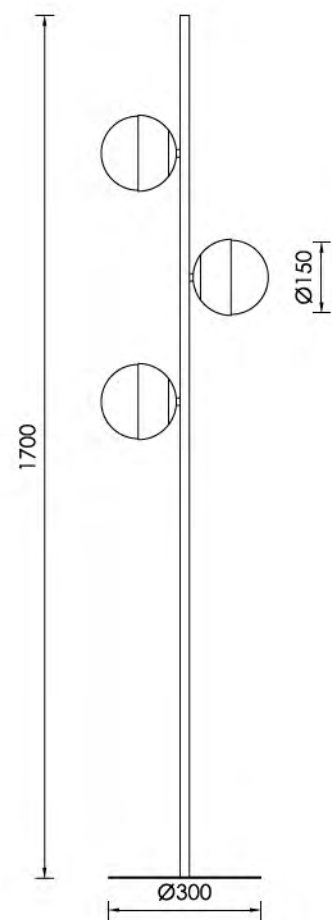


MINI AVOLO A WALL 5



Suspended fittings are ideal for various types projects. According to the atmosphere that you want to create, the suspended light can be an actual furnishing object, or a detail that is naturally integrated into the surrounding space. Indoor collection of exclusive and quality product, intended for architects, interior designers and end-users, combines functionality to design without compromises.

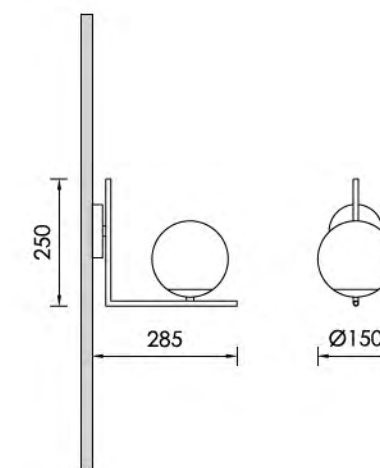
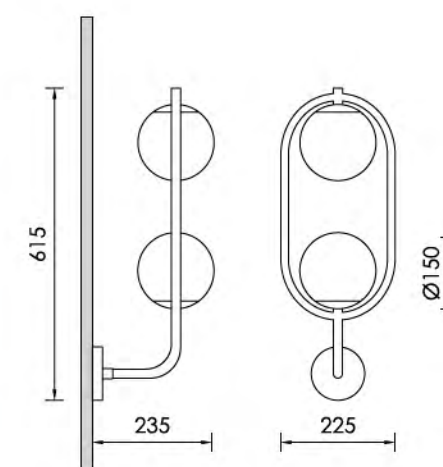
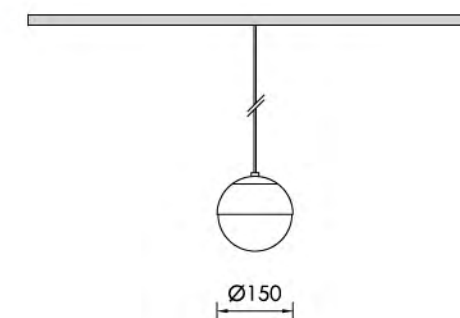
MINI AVOLO FLOOR




MINI AVOLO SP



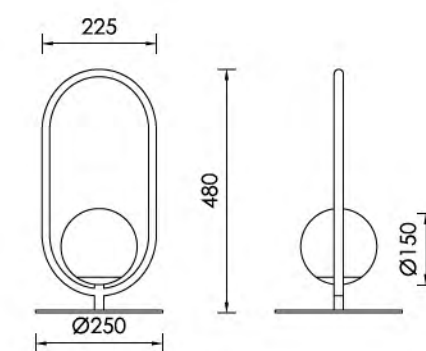
MINI AVOLO 16 WALL 2F



MINI AVOLO A WALL 3

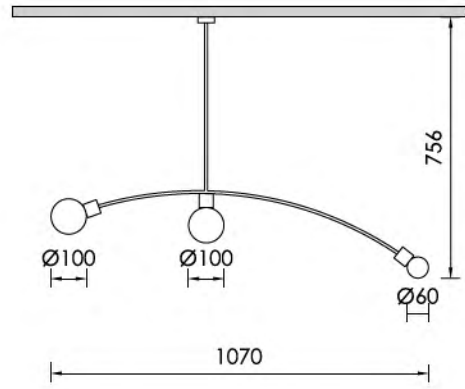


MINI AVOLO 16 TABLE






LOCUS SP 3F



LOCUS FLOOR

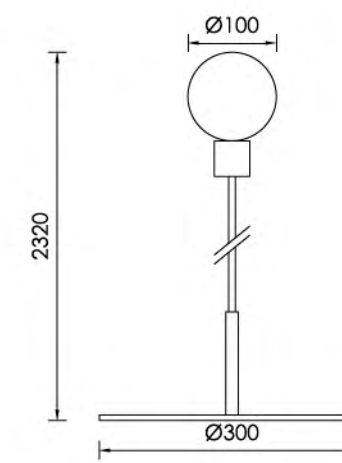
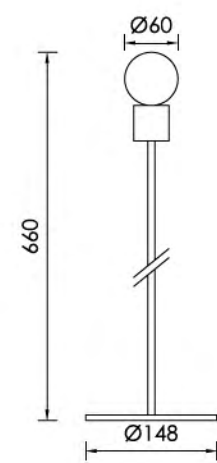
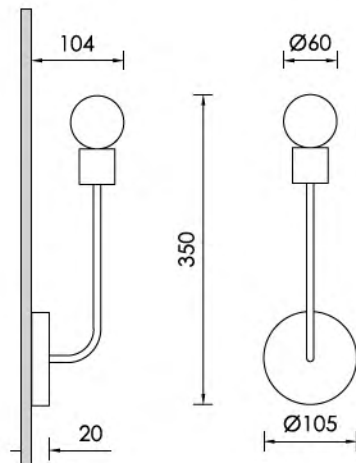


LOCUS WALL



Choosing interior lighting that represent your style and interests creates a space that reflects who you are. Whether you are decorating a new or updating an existing room, adding just a few accents can tie together your overall design for a finished space to be proud of.

LOCUS TABLE

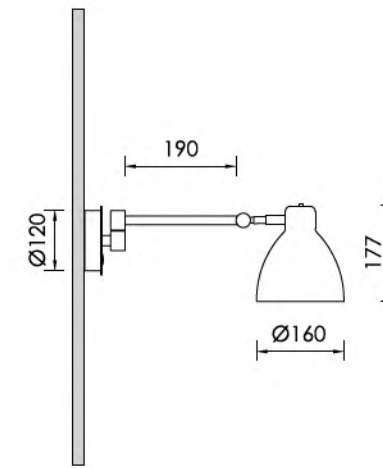


ARIES CUP

interior



ARIES CUP WALL 2

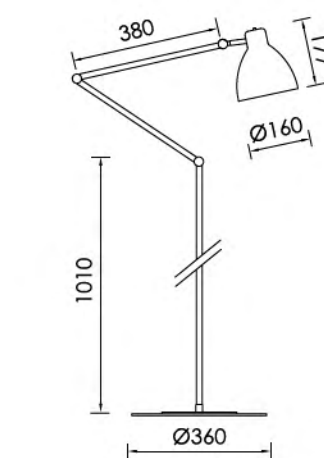
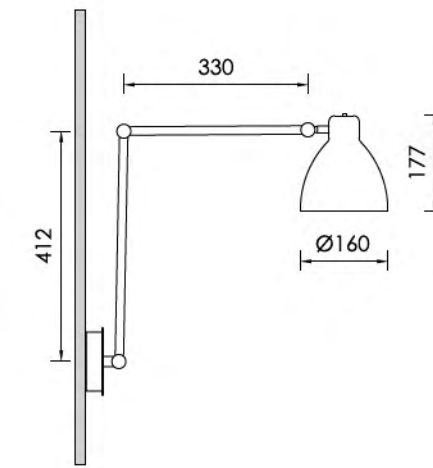
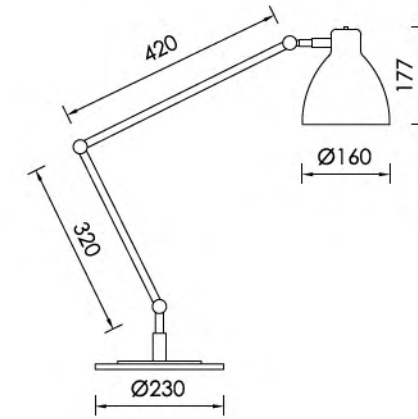


Creativity should not be limited through situations. BRIGHT configures your lighting solution exactly to your needs and wishes.

ARIES CUP WALL 1



ARIES CUP FLOOR

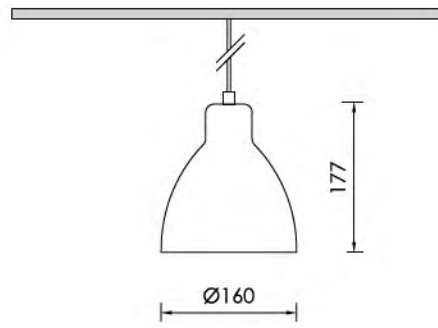


ARIES CUP TABLE

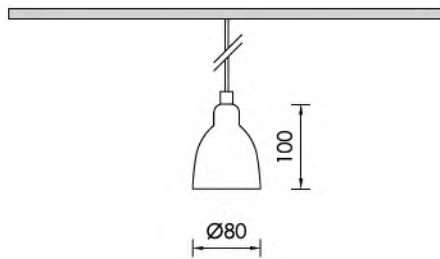




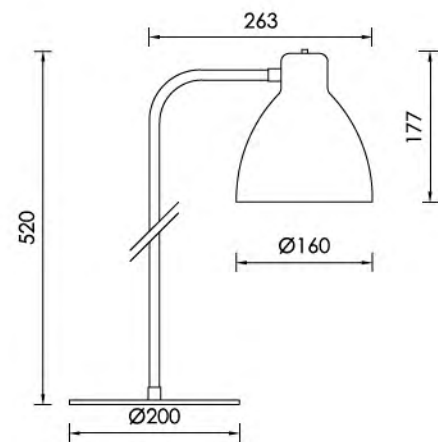
CUP SP



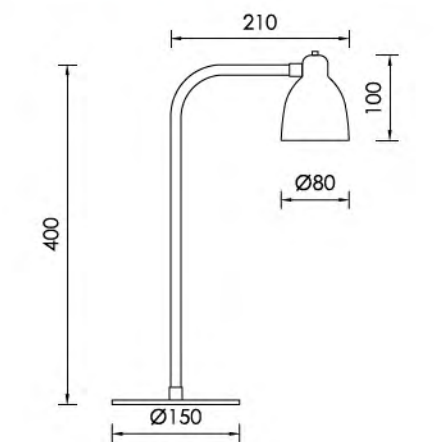
CUP SMALL SP



CUP TABLE



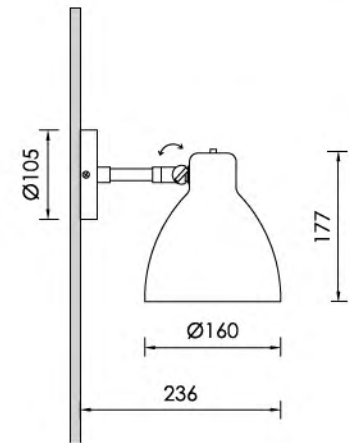
CUP SMALL TABLE



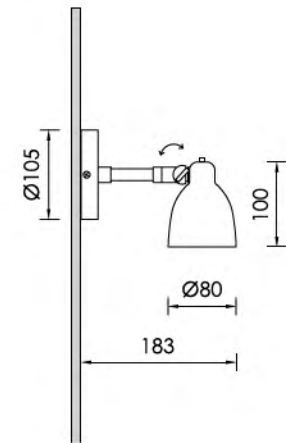

The compact, minimal design means they will blend into most interior project styles.



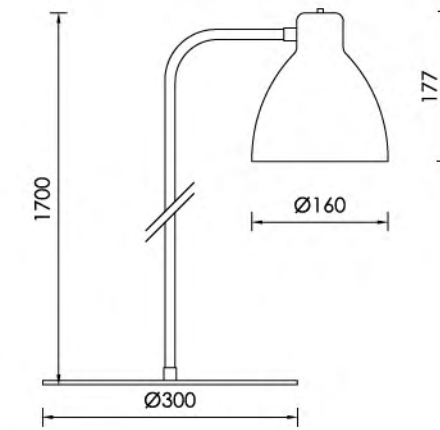
CUP WALL



CUP SMALL WALL



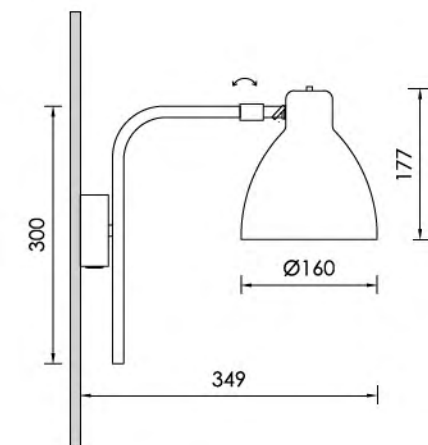
CUP FLOOR



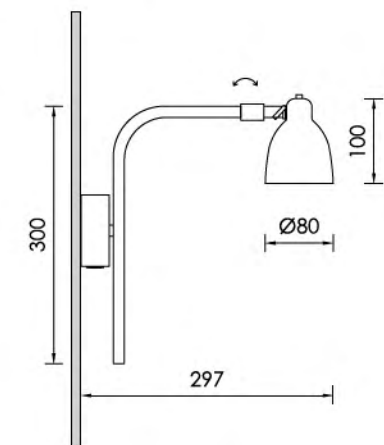
The compact, minimal design means they will blend into most interior project styles.




CUP WALL 3



CUP SMALL WALL 3





ORNO FLOOR



ORNO TABLE

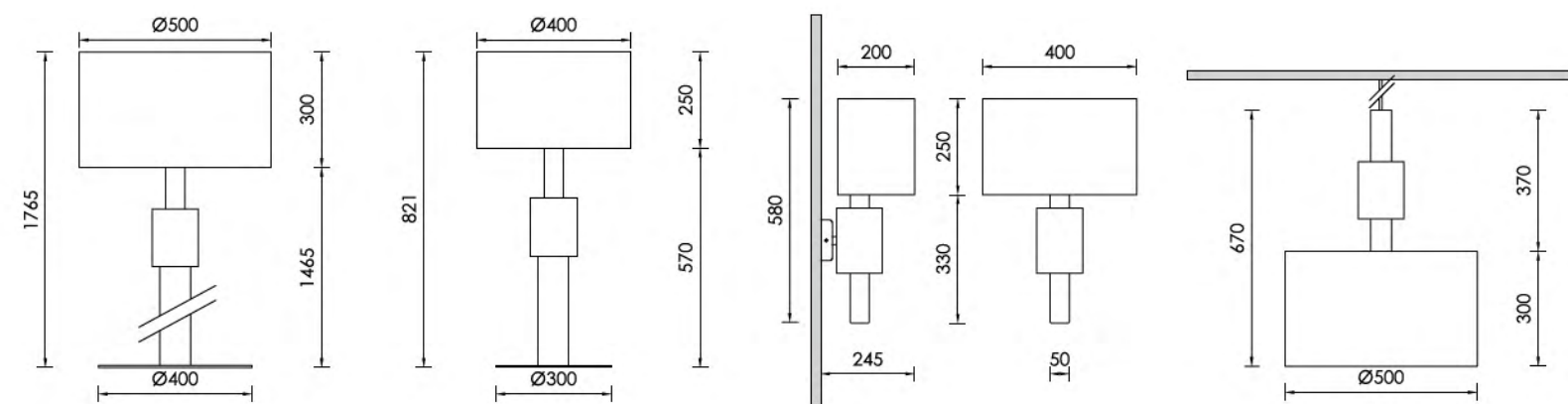


ORNO WALL



ORNO CEILING

Modern lighting design needs maximum flexibility – that is precisely what we offer you with our latest line of innovative lighting products. Whether universally applicable or tailored to individual requirements, we develop intelligent lighting solutions that give you all the design freedom your projects deserve.





TORRIS 3 DZ




TORRIS 2 SP 3F



TORRIS 2 FLOOR

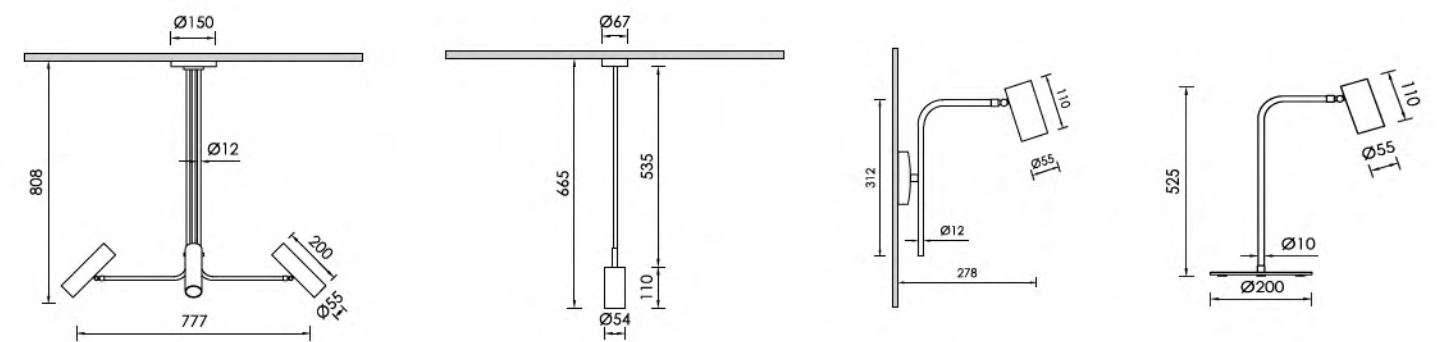
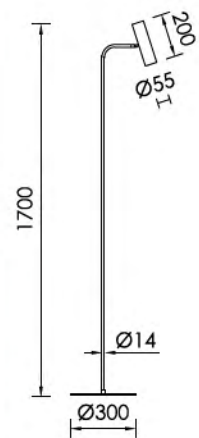


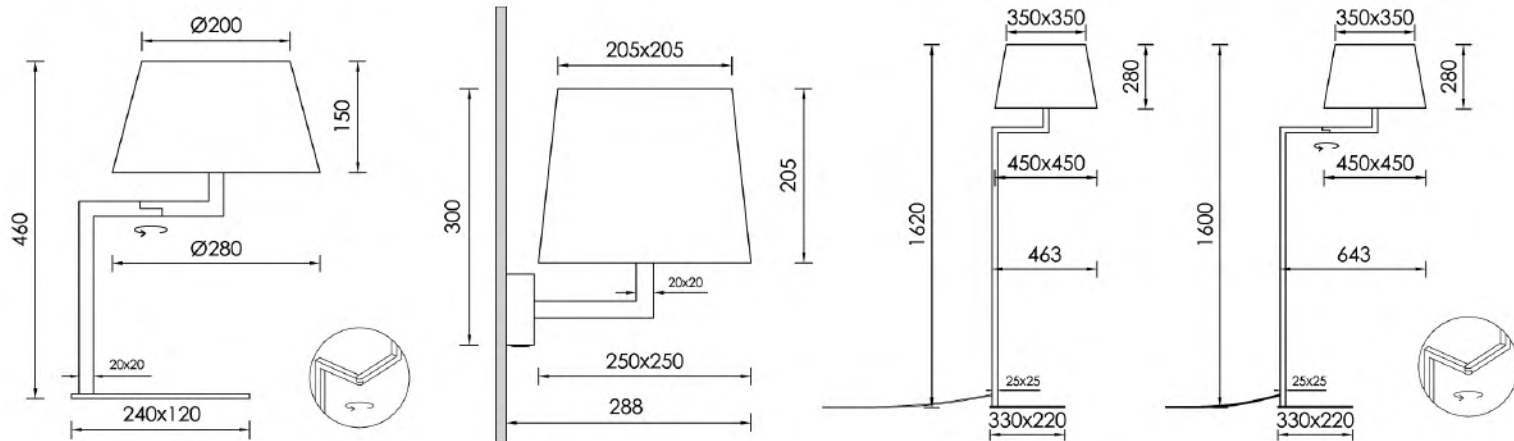
TORRIS 3 WALL 3



Classic styles or modern to achieve the perfect look for your living area. Depending on your preferences and with the right luminaire, you can create the right atmosphere.

TORRIS 3 TABLE

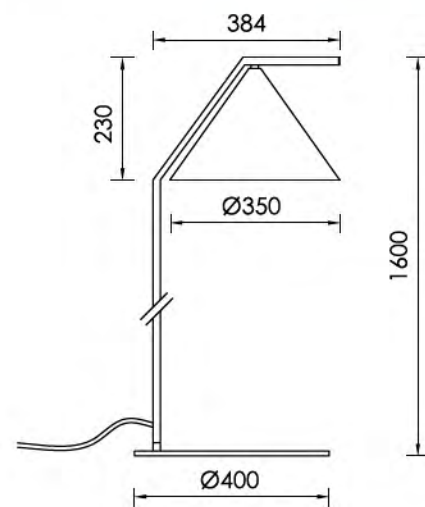




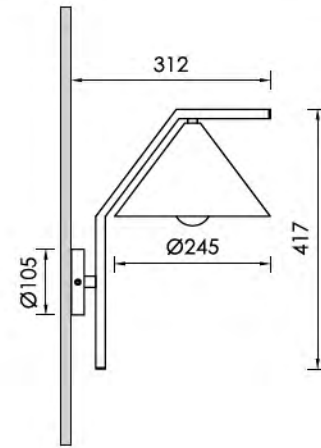
Creating breathtaking interiors requires intelligent design, and at the heart of any interior experience is exceptional lighting. Lighting is the one constant that has the power to transform any space at the push of a button.



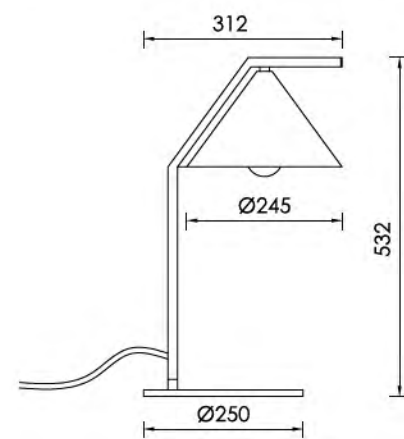
LENIS 2 FLOOR



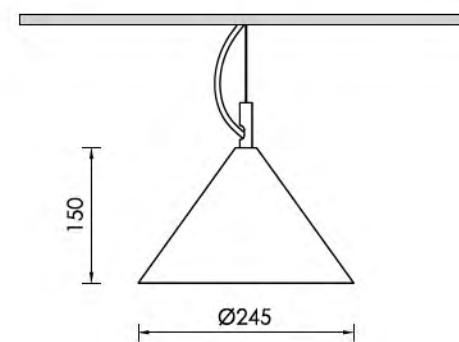
LENIS 1 WALL



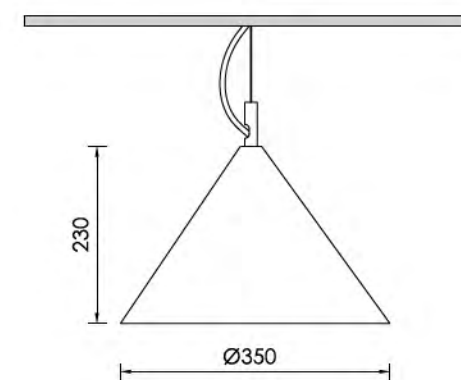
LENIS 1 TABLE



LENIS 1



LENIS 2



Selection categorized by characteristics such as shape, specification or application, it's easy for you to find the perfect solution to suit your needs. Choosing interior lighting that represent your style and interests creates a space that reflects who you are. Whether you are decorating a new space from scratch or updating an existing room, adding just a few accents can tie together your overall design for a finished space to be proud of.



PALLA 1A



PALLA 1B



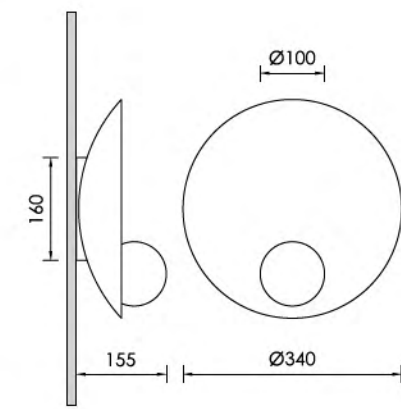
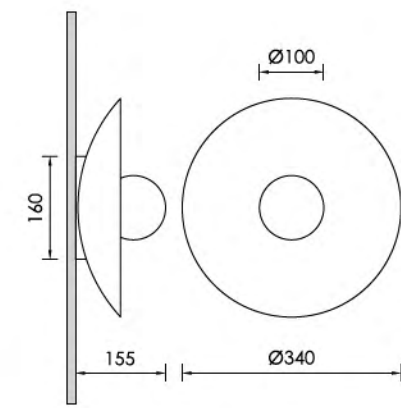
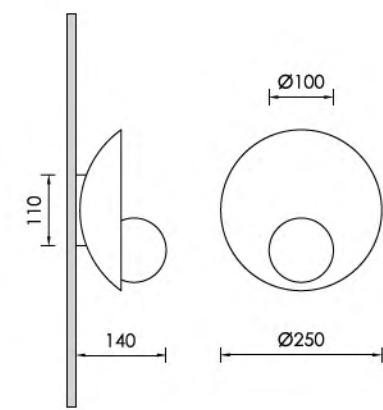
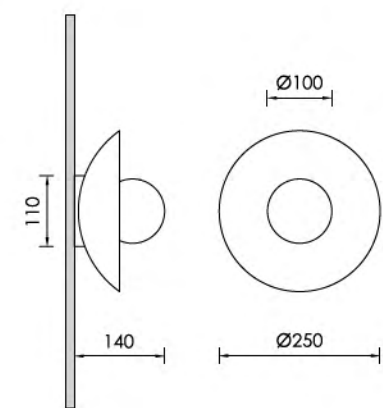
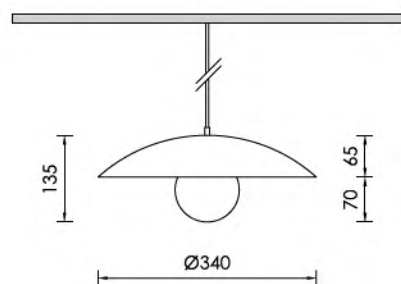
PALLA 2A



PALLA 2B



PALLA 2 SP

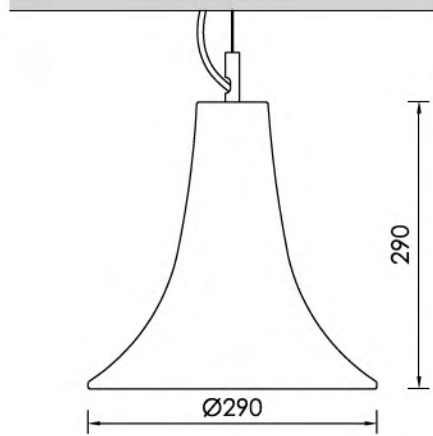


With our selection categorized by characteristics such as shape, specification or application, it's easy for you to find the perfect solution to suit your needs.

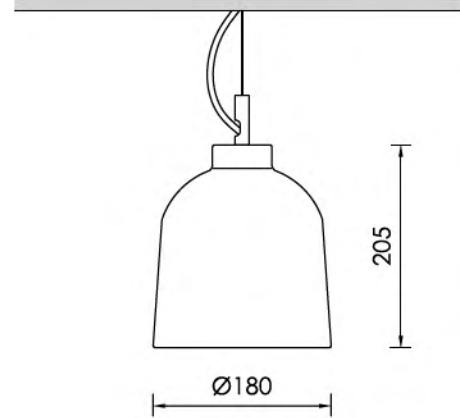




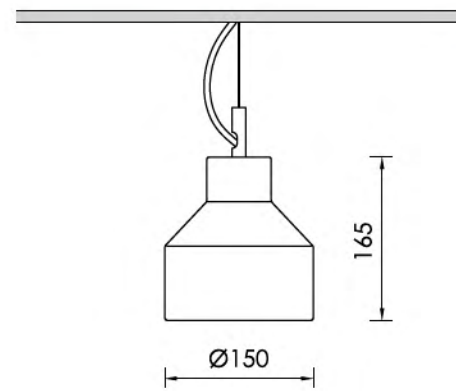
FUMO SP 1



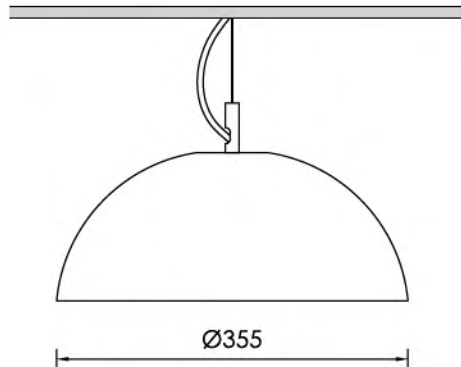
FUMO SP 2



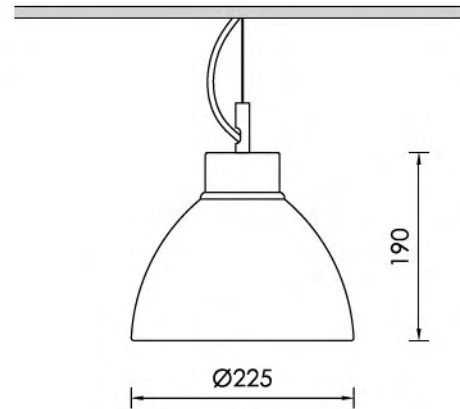
FUMO SP 5



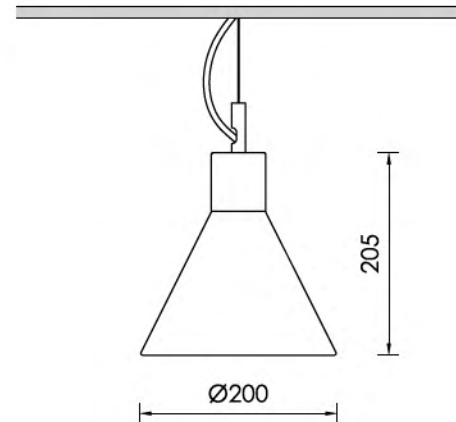
FUMO SP 3



FUMO SP 4



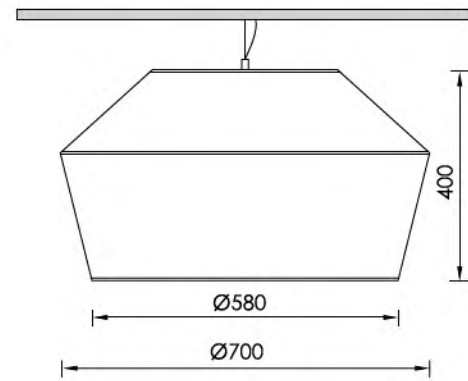
FUMO SP 6



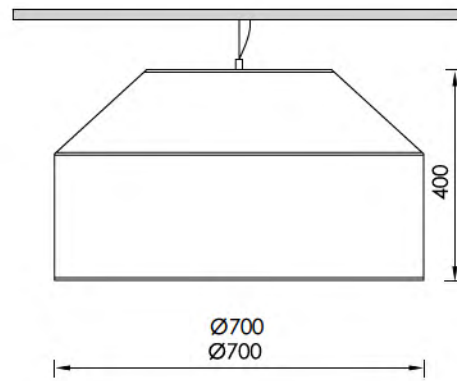
Concrete suspended fittings in different illuminate indoor spaces correctly whilst consuming little energy and needing little maintenance. Pendants are available in different sizes, shapes as well in colors.



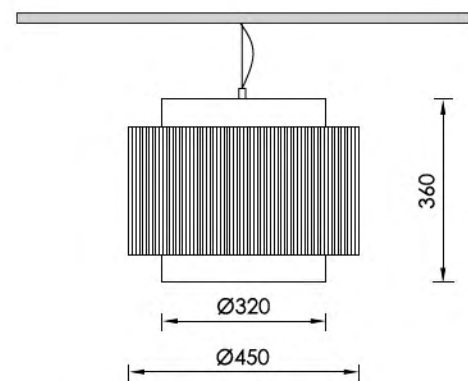
VERNO 41 LR



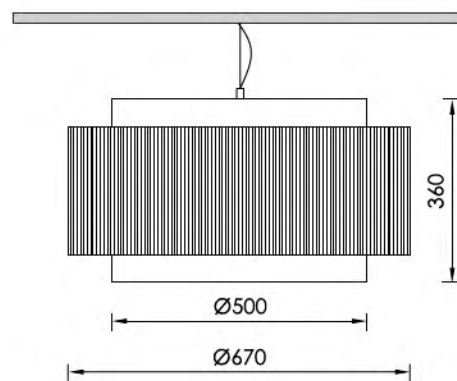
VERNO 42 LR



VERNO 60 LR

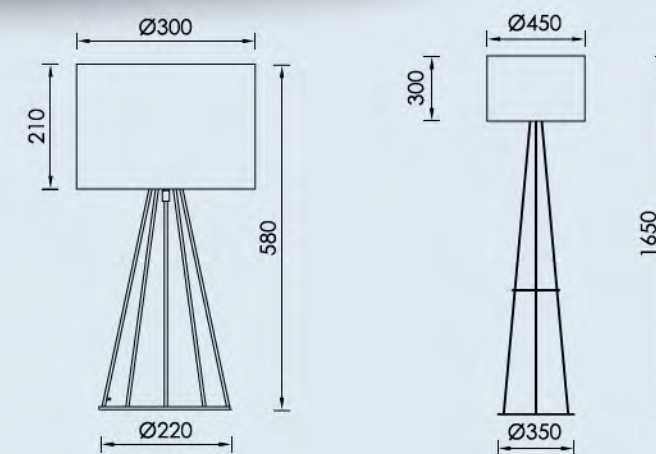
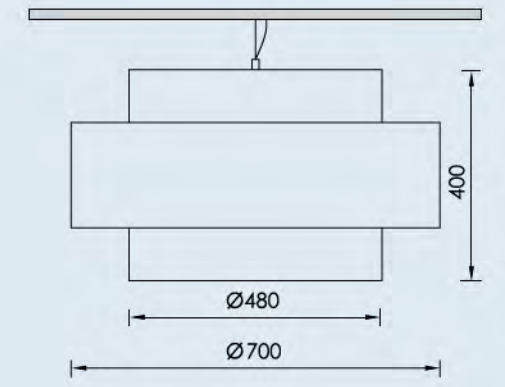


VERNO 61 LR



According to the atmosphere that you want to create, the suspended light can be an actual furnishing object, or a detail that is naturally integrated into the surrounding space.

VERNO 40 LR



VERNO 36 LR FLOOR


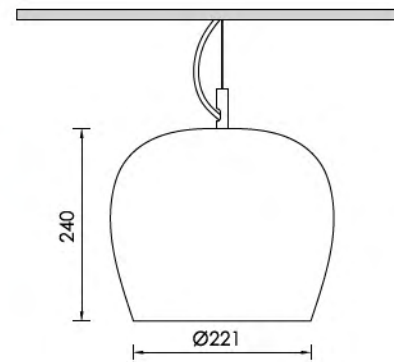
VERNO 36 LR TABLE



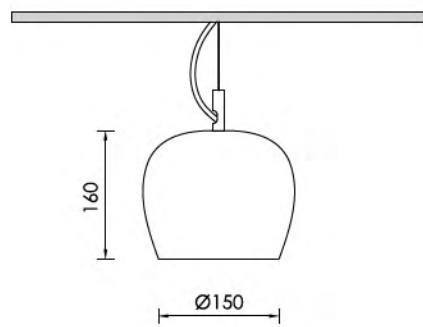


BIVIUS 2

Pendants are available in different sizes. Geometric shapes in design have been on trend for years. The growing popularity of the geometric shapes has inspired us to bring a new range of products in standard sizes, ready to be specified. With its contemporary finish and endless specification options, the Suspended will make an impact in any residential or commercial interior.

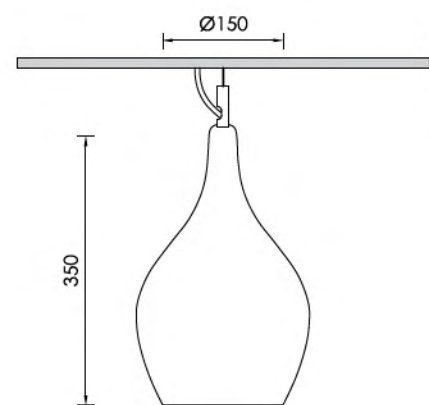


BIVIUS 1




- | | | |
|--|--|--|
| | | |
| | | |
| | | |
| | | |





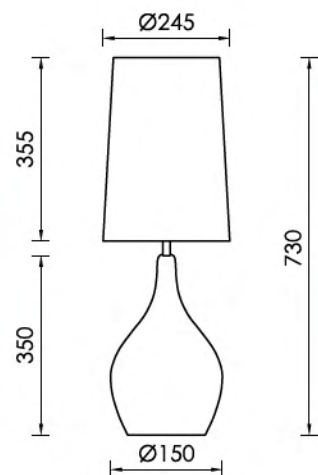
BELLE 2

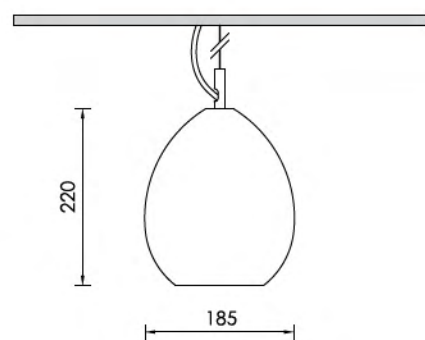


BELLE 2 TABLE



Different types which provide maximum flexibility in projects.

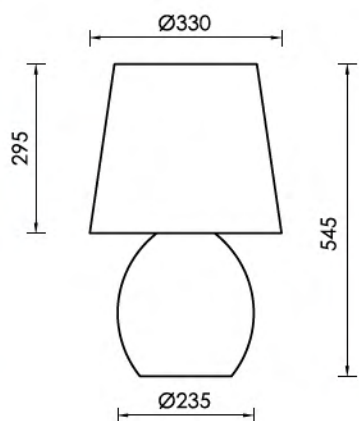




FILIA 2



FILIA 3 TABLE



- | | | |
|------------|-------------|------------|
| | | |
| Chocolat | Black | Grey |
| | | |
| Olive | Sand | Bordeaux |
| | | |
| 520 Helios | White | 530 Selene |
| | | |
| 581 Kronos | 582 Perseus | 586 Gaea |

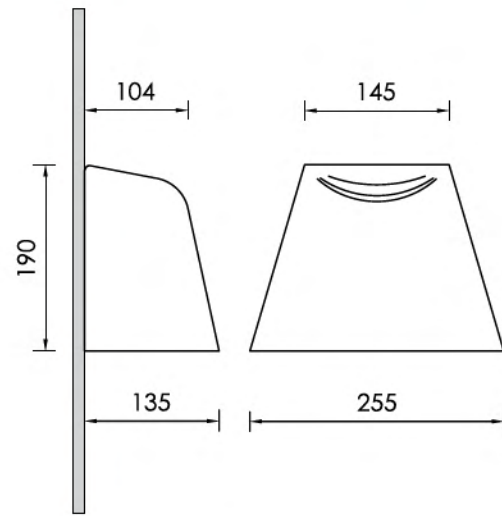
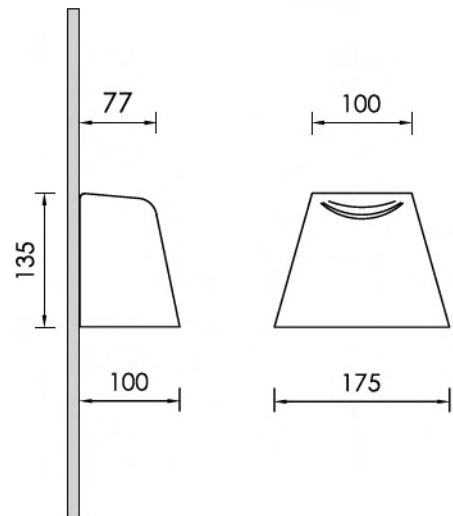
Whatever your need, whatever the room, there's a fitting waiting for you. In some cases, a fitting can become the center of the room, bringing a space together with style and personality.



TEGO 1



TEGO 2

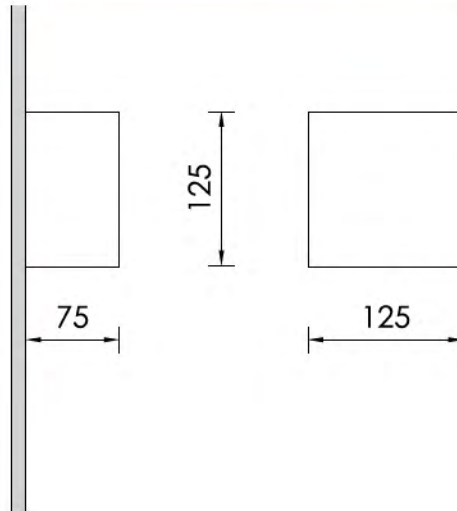


Unique design, with top quality of light, made by ceramic material, can provide excellent illumination to shops, hotels, residences.

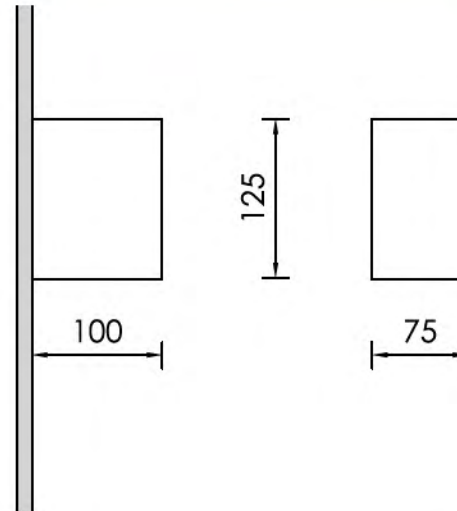





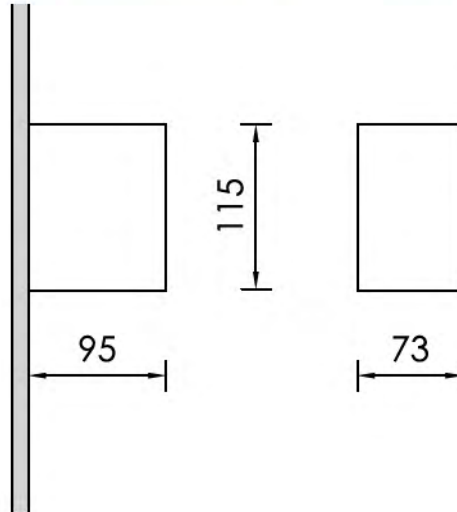
CODEX 4



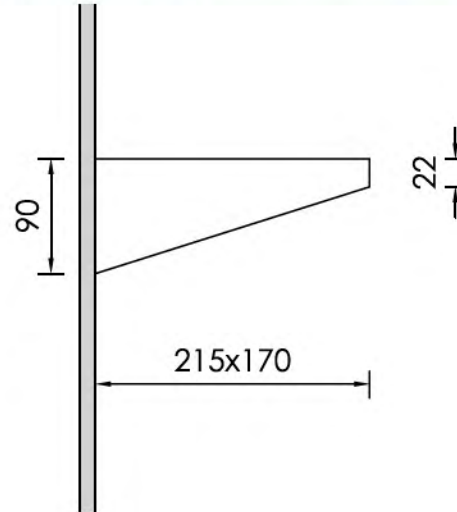
CODEX 5



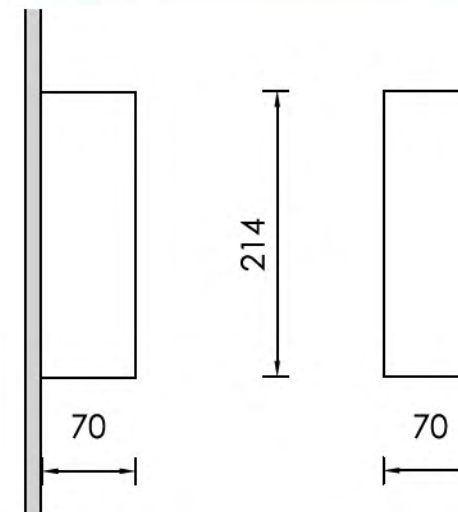
CODEX 6



CODEX 8



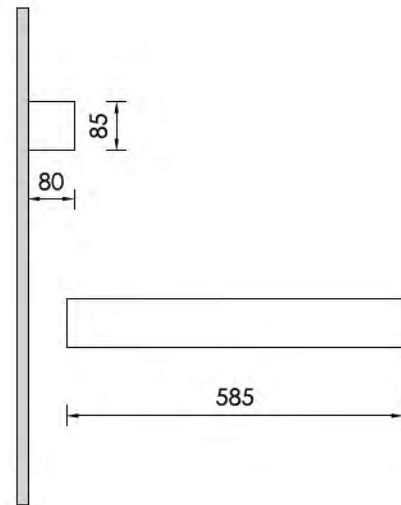
CODEX 20



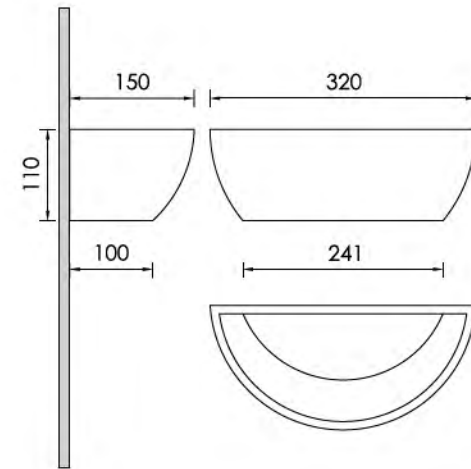
Lighting is one of the most important elements of design. It serves many functions, such as providing safety, assisting in performance of tasks, creating an atmosphere for entertaining, and pulling together the overall design intent. Above all else, lighting provides beauty and great lighting will bring your space to life.



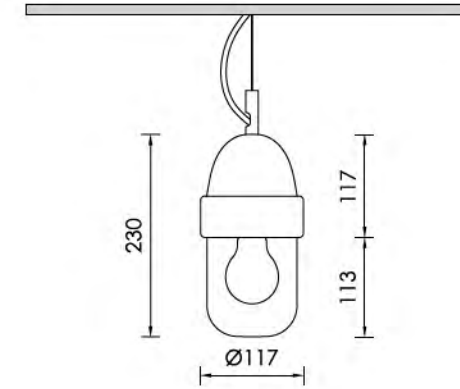
DEUS 600



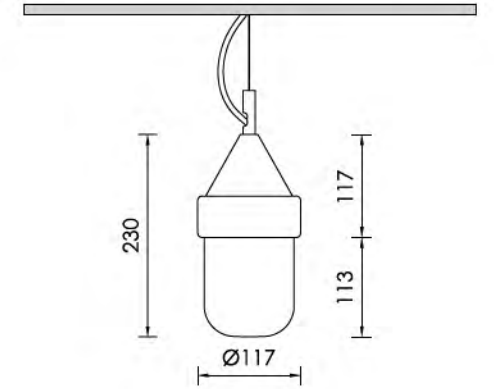
DEUS M2



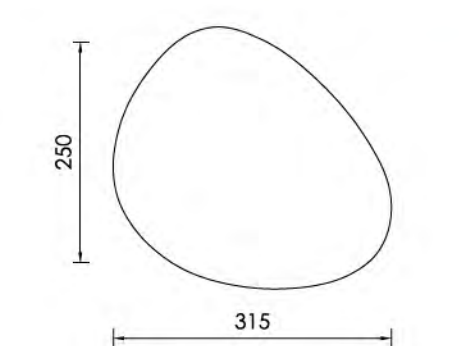
ORDO U SP



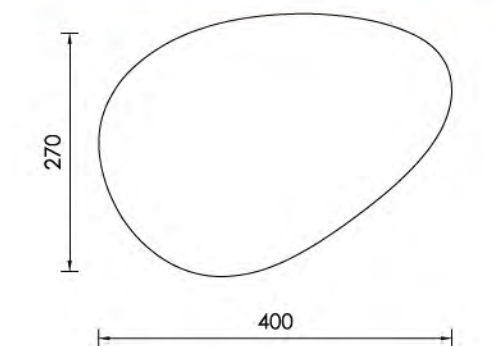
ORDO V SP



VOCO 3 WALL



VOCO 4 WALL



Lighting is one of the most important elements of design. It serves many functions, such as providing safety, assisting in performance of tasks, creating an atmosphere for entertaining, and pulling together the overall design intent. Above all else, lighting provides beauty and great lighting will bring your space to life.






LATER STONE SQUARE




LATER STONE CIRCLE



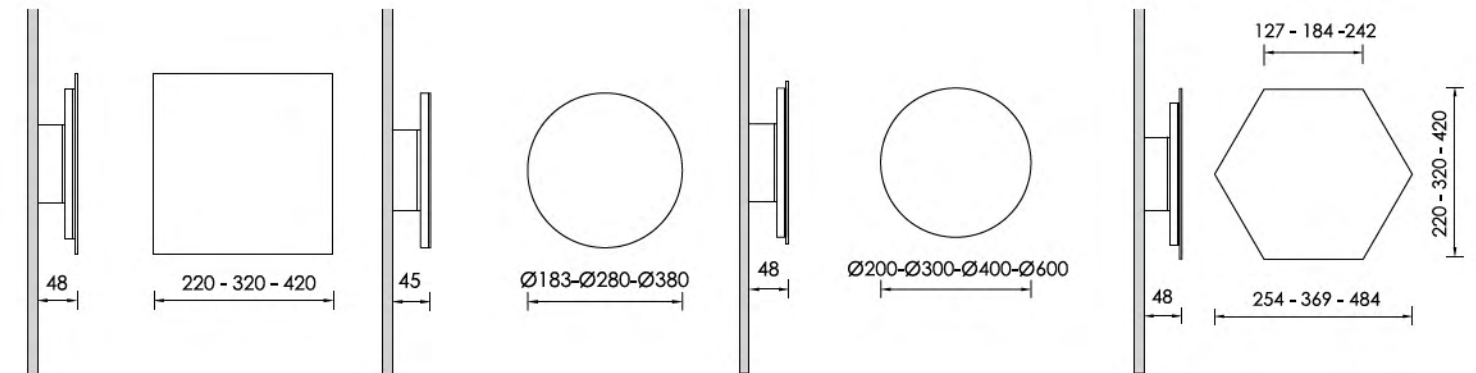
LATER



LATER STONE HEXAGON



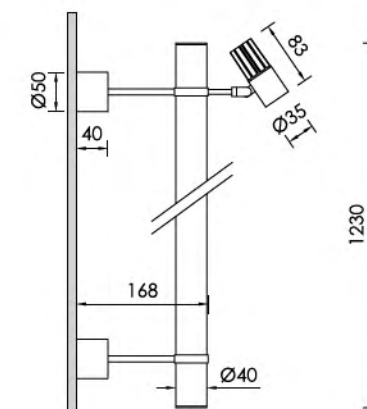
The compact design of our surface mounted LED fittings means they will blend into most interior project styles. Different lumen packages are used to emphasize architectural styles and visual comfort and energy efficiency are always guaranteed.



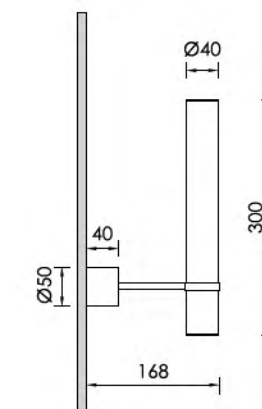


Extruded Opal or PMMA diffuser.
Can be wall mounted, surface
mounted or suspended. The
maintenance of the LED luminaires
guarantees maximum efficiency,
saving on resources and running
costs. Precise photometry prevents
wasted "spill light" as a further eco-
friendly factor.

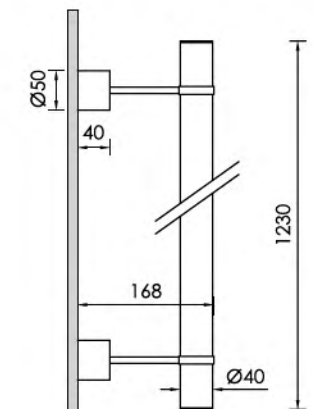
CAVUS 2 SPOT 2



CAVUS WALL



CAVUS 2



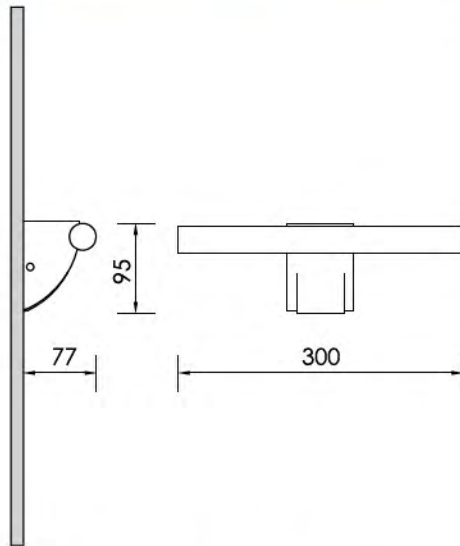
RATUS
interior



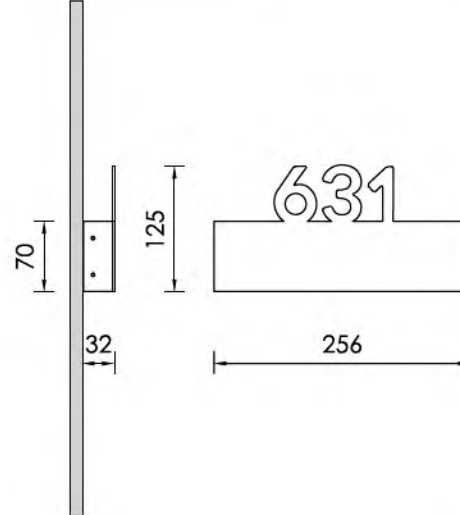
RATIO
interior



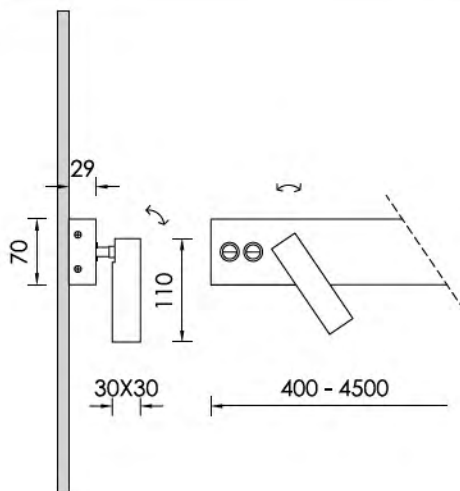
RATUS



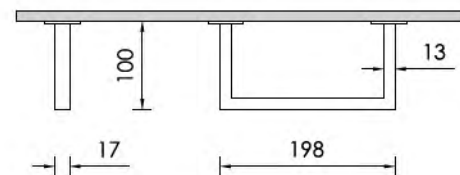
RATIO 2



COMIS 4 FERUS 20 SQUARE



RATIO 3



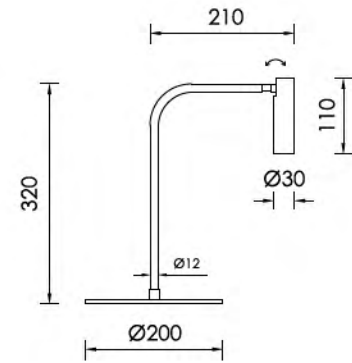
Working alongside designers, architects and project managers we produce innovative and sustainable lighting solutions that enhance the user's experience. Operating in the hearts and minds of interior designers, we're here to support you with a pledge to illuminate your project and your vision.

COMIS
interior

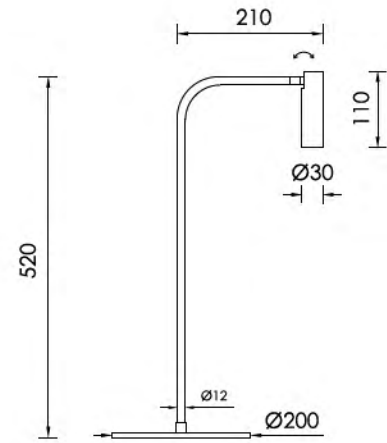




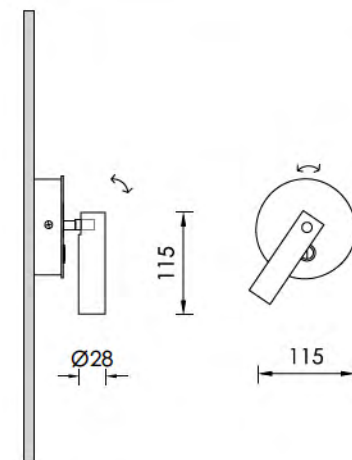

FERUS 20 TABLE A



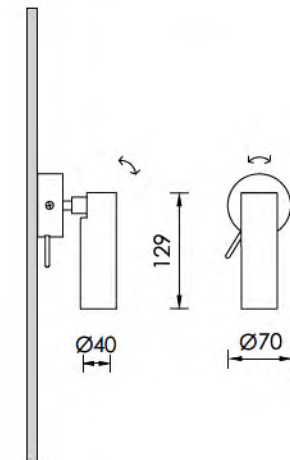

FERUS 20 TABLE B



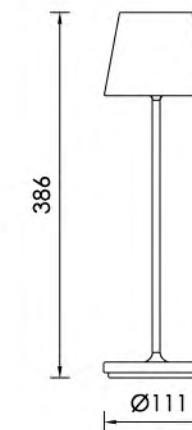

FERUS 30



FERUS 20 BRASS



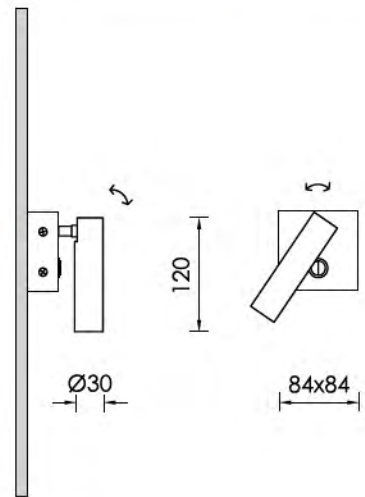
NARRO TABLE



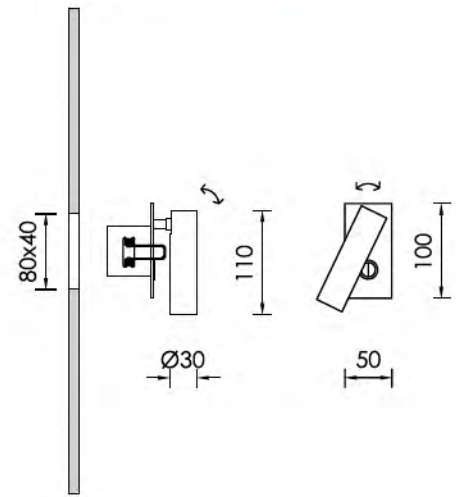
NARRO rechargeable portable table LED Lamp in Sand White, Brown, Sand Black and Dark Grey Color. It is equipped with a touch switch that allows switching on and off and adjusting the brightness as well. Providing up to twelve hours of light when fully charged, the lamp moves effortlessly from the table or a bookcase to a desk, illuminating the dark with its sophisticated glow. NARRO can be used both indoors and outdoors and charges with a standard USB charger plug.



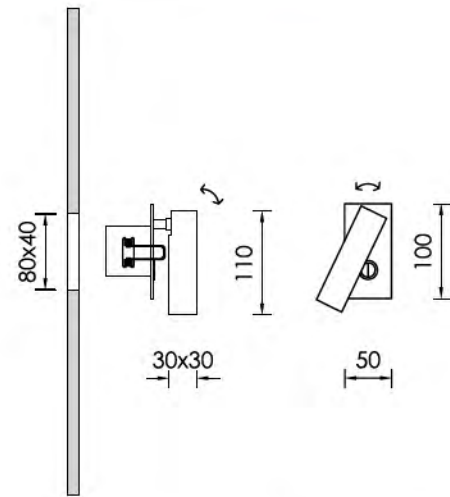
FERUS 20 H.P.LED



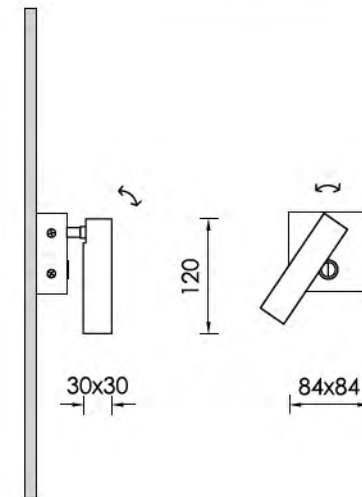
FERUS 20 IN H.P.LED



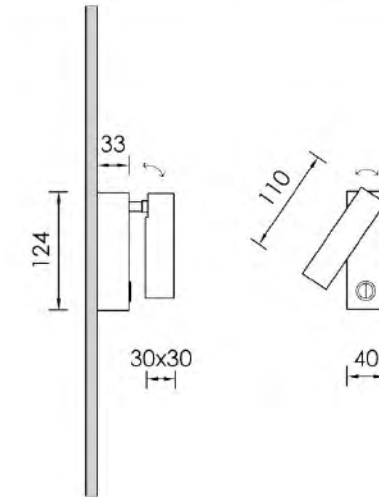
FERUS 20 IN SQ H.P.LED



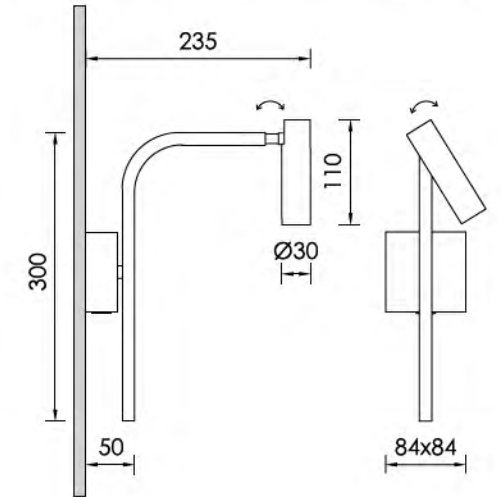
FERUS 20 SQ H.P.LED



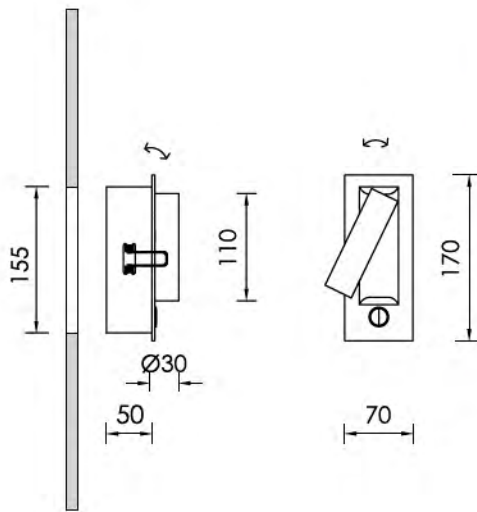

FERUS 20 SQ PA H.P.LED



FERUS 20 WALL H.P.LED



FERUS 60 H.P.LED



212

Light will let you enjoy your spaces fully. It can create an evocative atmosphere, allowing you to do what you like in the evening, whether it is cooking, reading, entertaining or just relaxing.



OUT
DO
OR

214





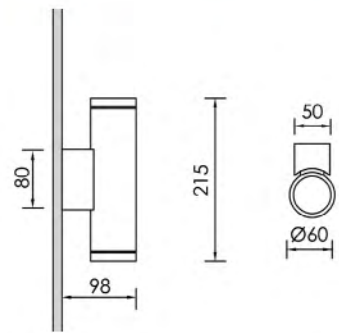
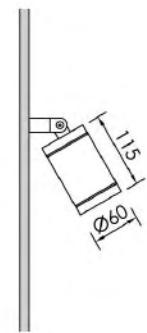
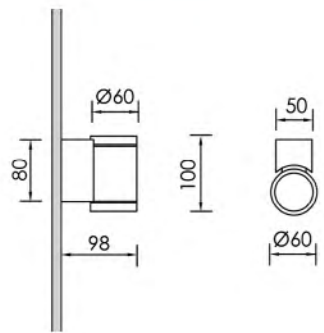
TERES 1



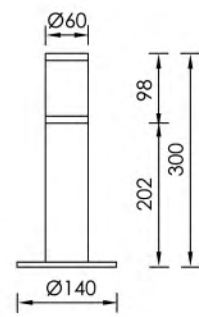
TERES 1 OUT NEW



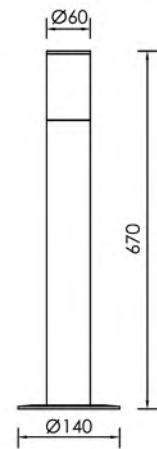
TERES 2 WALL



TERES 5 SMALL



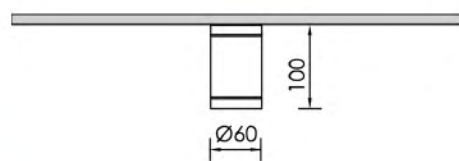
TERES 5



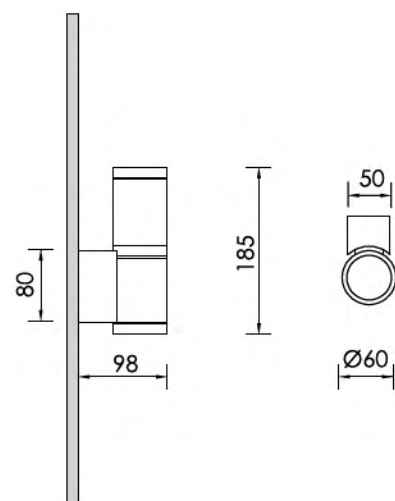
Are you planning a lighting project? Bright has exactly the products you need! Our range of luminaires is undergoing continuous development using the latest techniques to provide optimal lighting solutions. Cast pressed aluminium products, with special PMMA lens cover. Up to 160Lumen per watt, 3Step MacAdam, configures your lighting solution exactly to your needs and wishes.




TERES 1 CEILING



TERES 3 SMALL



MINI TERES 1 SPOT

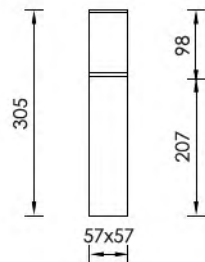


218

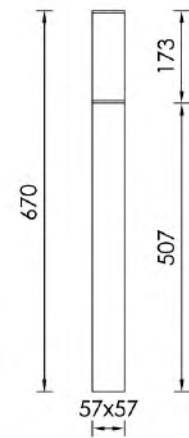
IP rated small projectors. The maintenance of the LED luminaires guarantees maximum efficiency, saving on resources and running costs. Available in numerous outputs and sizes. Flexible in terms of installation. Ideal for landscaping and façade.



TERES 5 SQUARE SMOOTH SMALL



TERES 5 SQUARE SMOOTH

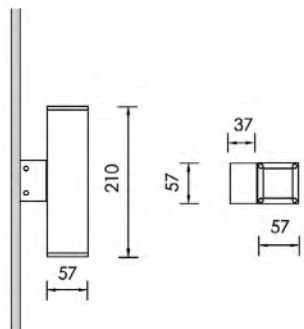


Wall selection categorized by characteristics such as shape, specification or application, it's easy for you to find the perfect solution to suit your needs. IP rated extruded aluminium products meet the requirements of lighting design in outdoor areas.

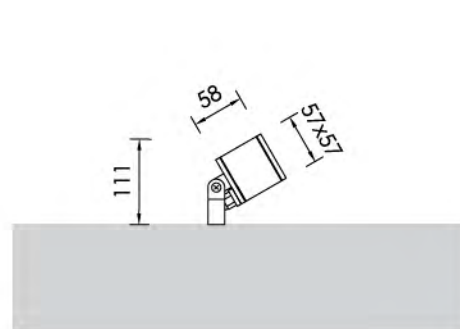


220

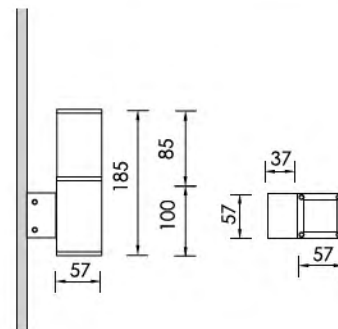
TERES 2 SQUARE



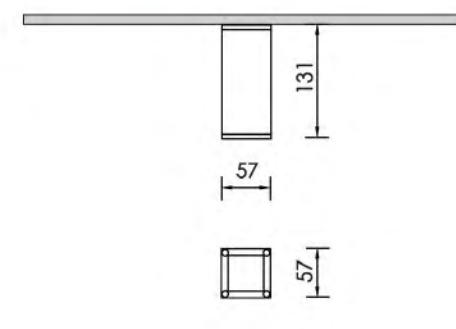
MINI TERES 1 SQUARE SPOT



TERES 3 SQUARE SMALL



TERES 1 SQUARE CEILING





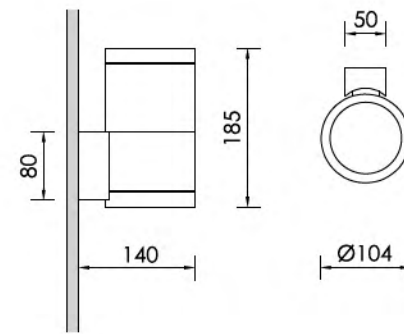
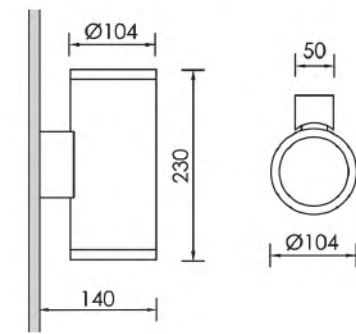
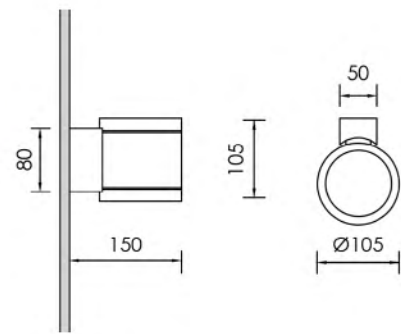
TERES M1 SMALL



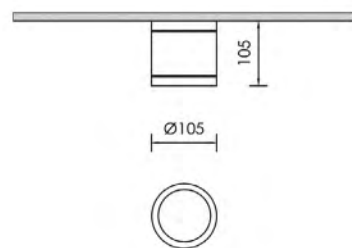
TERES M2




TERES M3 SMALL



TERES M1 SMALL CEILING



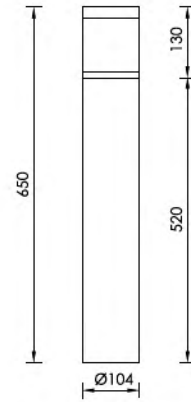
TERES M5 SH



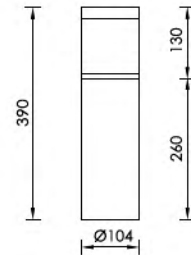
High efficiency, low maintenance costs, excellent color rendering and efficient control make IP rated products the ideal solution for a wide variety of projects. Die cast aluminium with easy installation.




TERES M5 SMOOTH



TERES M5 SMOOTH SMALL

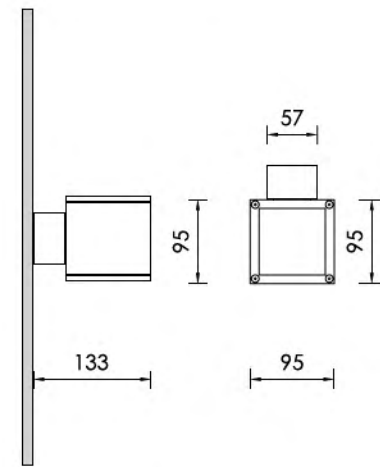


Extruded aluminium bollards and garden pathway luminaires round off the garden architecture. They provide orientation in walking zones. They can be easily installed. Helps you to find your way. Used to illuminate pathways and create atmosphere.

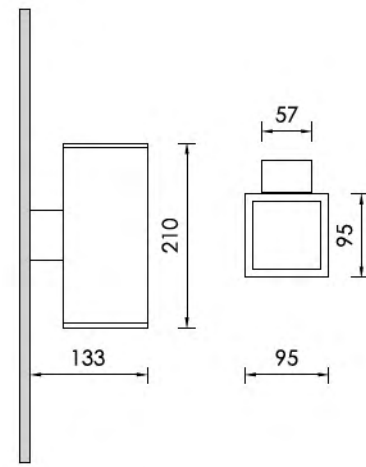




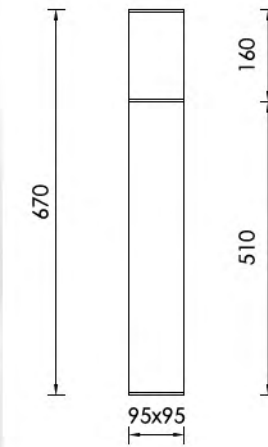
TERES M1 SQUARE SMALL



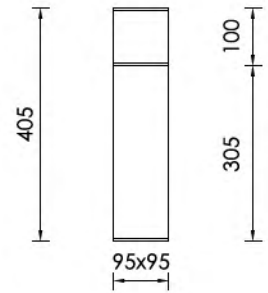
TERES M2 SQUARE



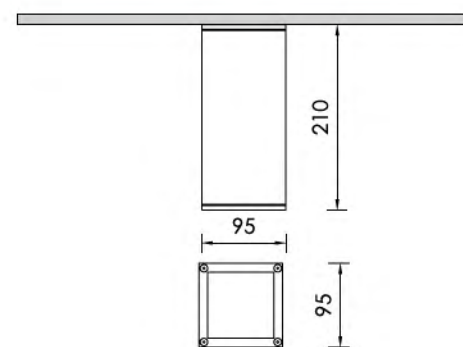
TERES M5 SMOOTH SQUARE



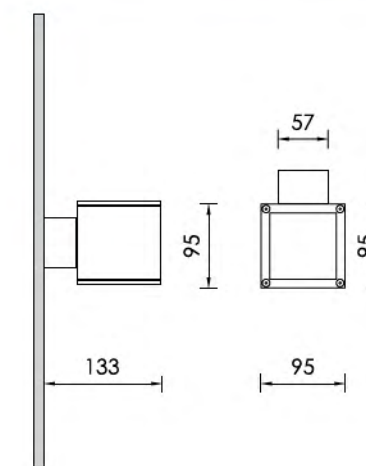
TERES M5 SMOOTH SQUARE SMALL



TERES M1 SQUARE CEILING



TERES M2 SQUARE SMALL



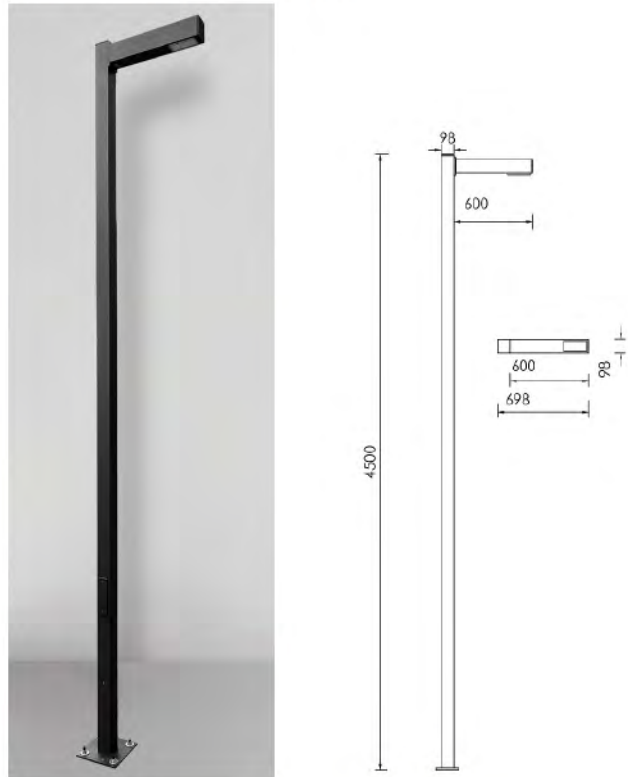
Wall – bollards pressed aluminium products, with special PMMA lens cover. Up to 160Lumen per watt, 3Step MacAdam, configures your lighting solution exactly to your needs and wishes.

TERES M SQUARE

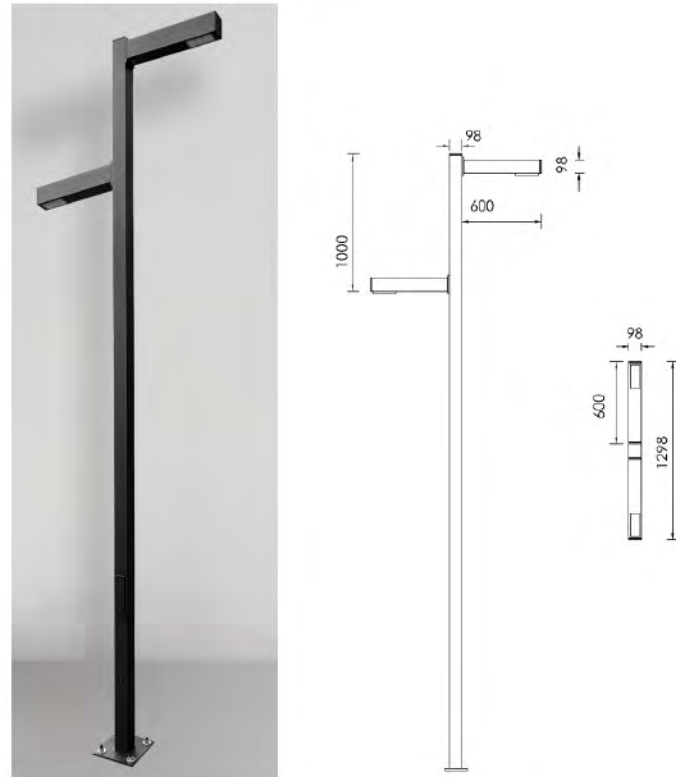
outdoor




TERES M7 SQUARE SH 1F HEAVY



TERES M7 SQUARE SH 2F HEAVY



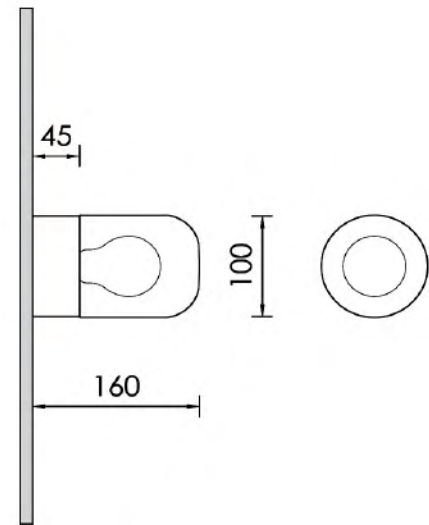
Extruded aluminium pole up to 4500mm height. Built in driver with PMMA Optics. Energy efficient up to 188Lm/W, multiple beams available, long lifetime 100.000HRs, constant lumen output (CLO).



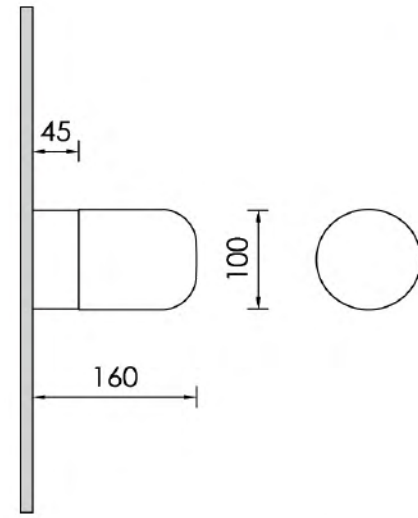
VASTE IP
outdoor
WALL



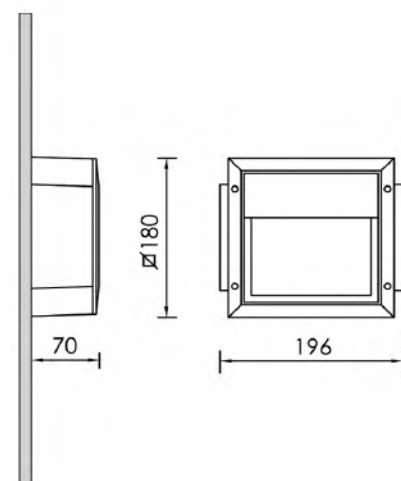
VASTE CLEAR IP



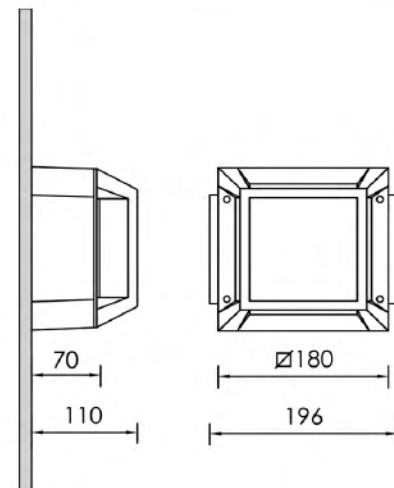
VASTE OPAL IP



VARIUS 2



VARIUS 7



Cast pressed wall mounted luminaires.
High efficiency, low maintenance costs, excellent color rendering and efficient glare control make IP rated products the ideal solution for a wide variety of projects.

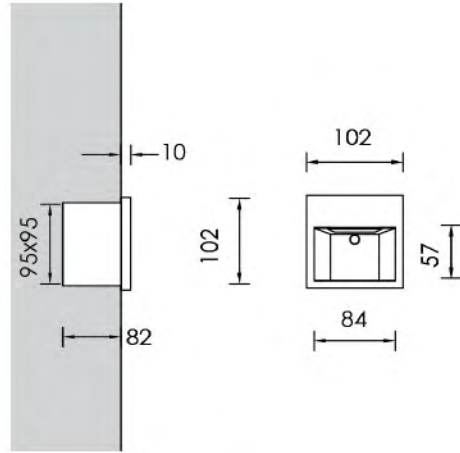


VARIUS
outdoor
WALL

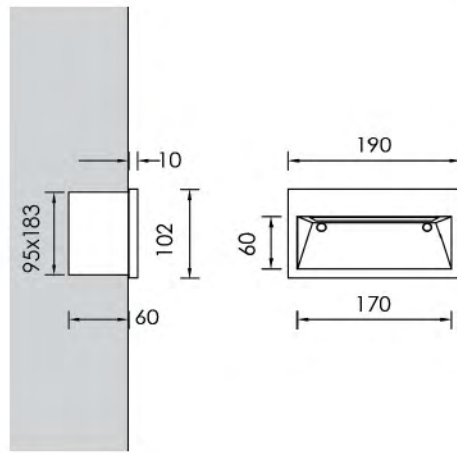




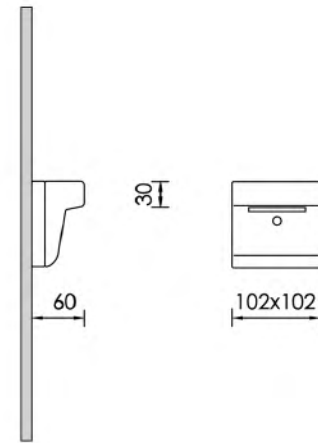
NOXA



NOXA 2



NOXA 3 OUT BRASS

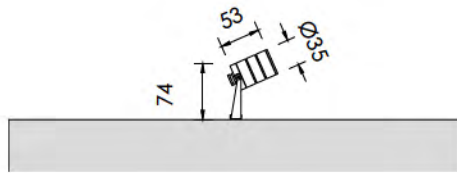


Recessed or surface mounted IP rated wall fittings with wide beam and built-in driver helps you to find your way. Used to illuminate pathways and create atmosphere.

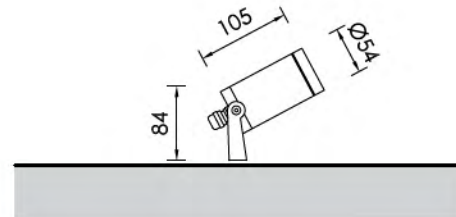




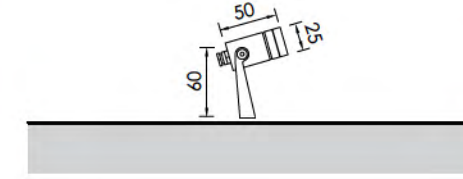
FAMA S OUT



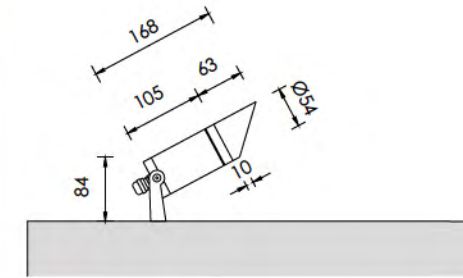
FAMA L OUT



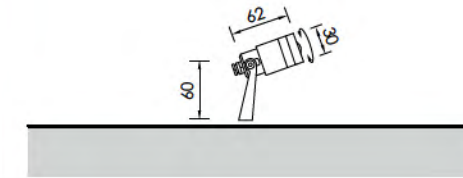
FAMA OUT SPOT



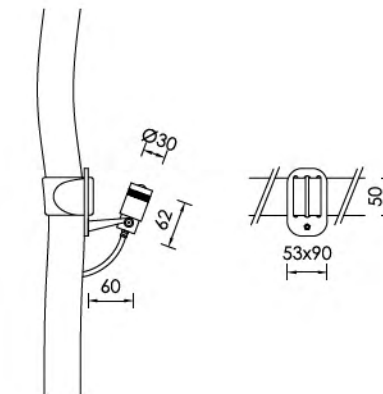
FAMA L F OUT



FAMA OUT FOCUS



ARBOR FOCUS



Extruded brass in ground IP67 fitting with PVC installation box and built-in driver. Selection categorized by characteristics such as shape, specification or application, it's easy for you to find the perfect solution to suit your needs.





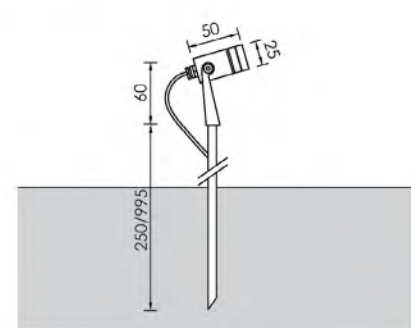
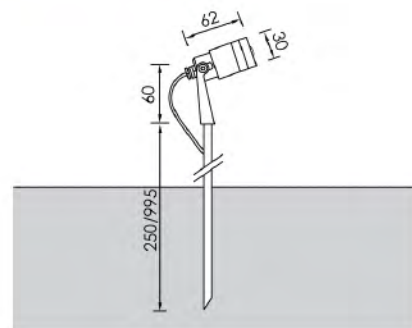
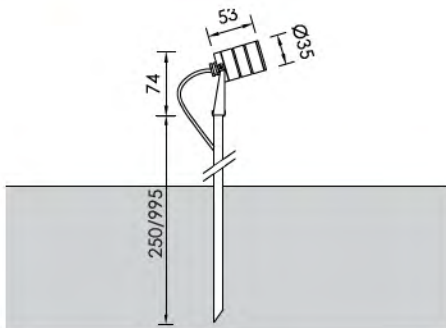
FAMA S OUT DZ



FAMA OUT FOCUS DZ



FAMA OUT SPOT DZ



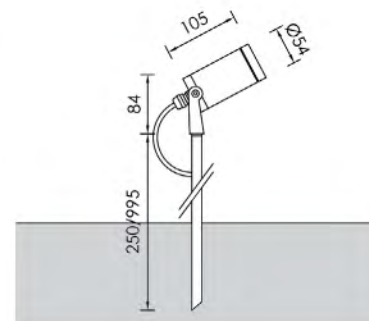
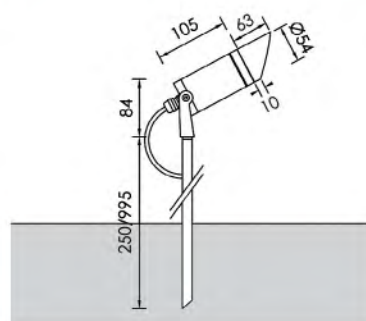
FAMA L F OUT DZ



FAMA L OUT DZ



Extruded brass IP67 fitting. Focus beam and spike mounted. High efficiency, Low maintenance costs, excellent color rendering and efficient glare control make IP rated products the ideal solution for a wide variety of projects.





VISO 1



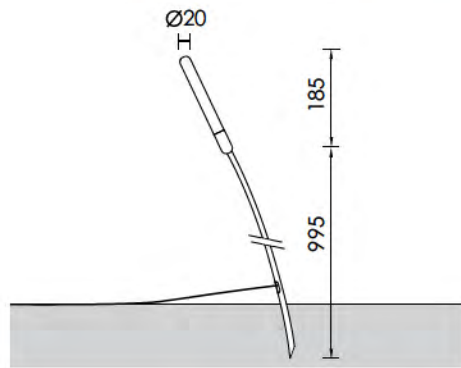
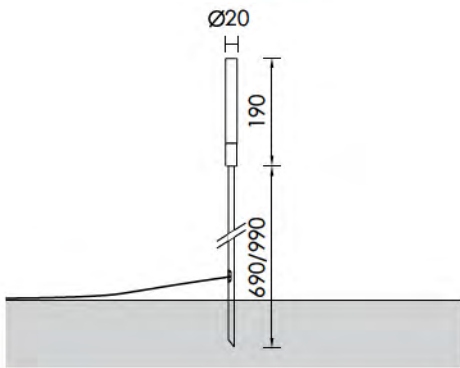
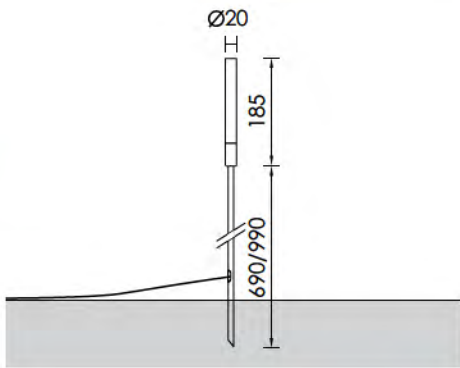
VISO 2



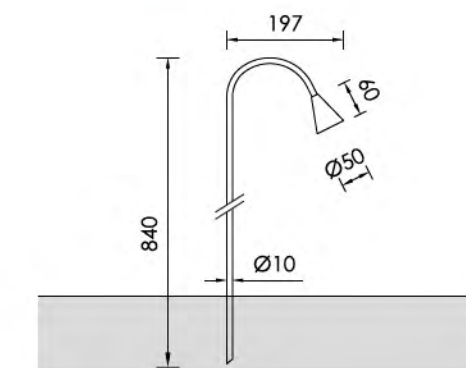

VISO CURVE



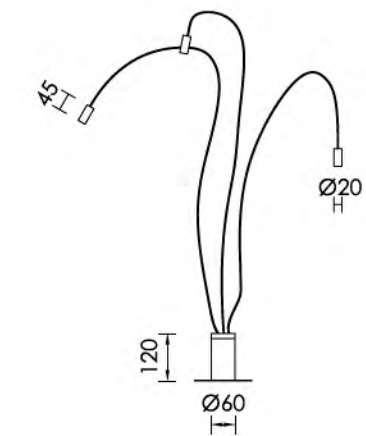
238



VISO FERUS 55



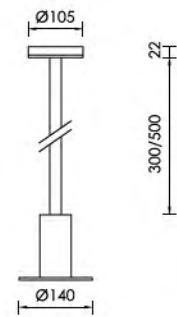
VISO FLEX



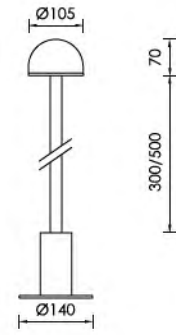
Rod mounted or bend rod mounted extruded brass IP65 landscaping fittings. Can be installed permanently or used portably depending on the installation site. Ideal to illuminate pathways and create atmosphere.



TALIS 1 BRASS



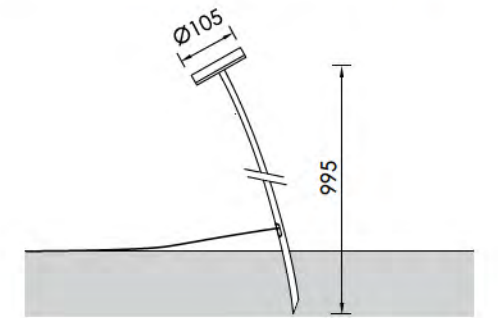
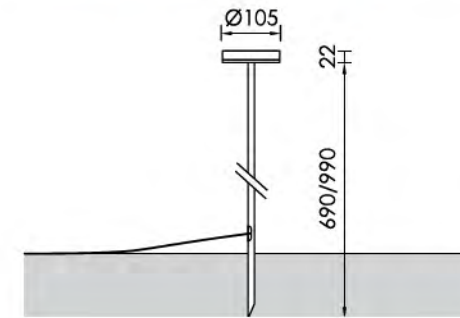
TALIS 2



VISO TALIS



VISO TALIS CURVE



Rod mounted or bend rod mounted extruded brass IP65 landscaping fittings. Can be installed permanently or used portably depending on the installation site. Ideal to illuminate pathways and create atmosphere.

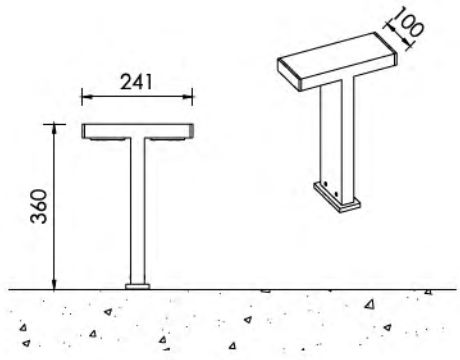
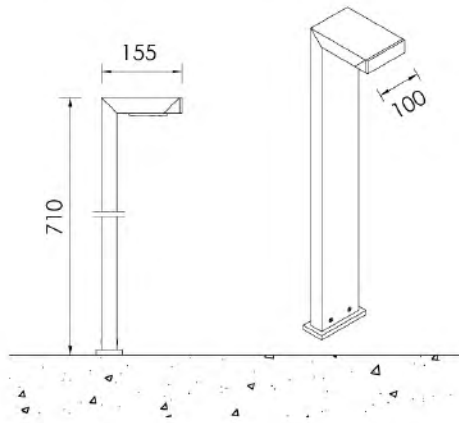




MACTO 1



MACTO 1 B SSLED SHORT



242


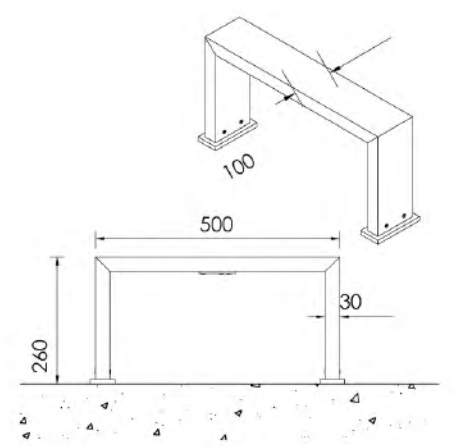
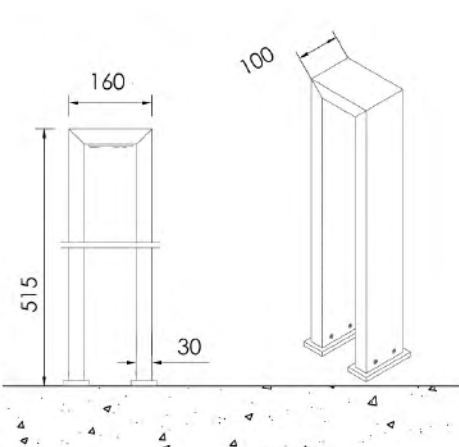
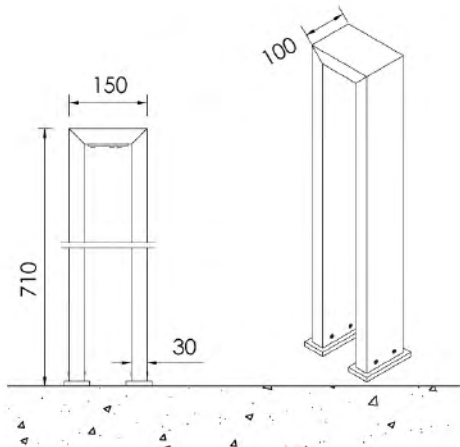
MACTO 2



MACTO 2 SMALL



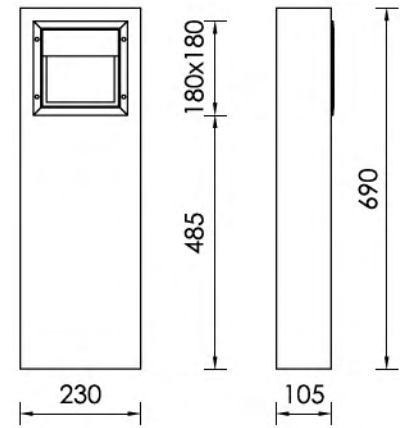
MACTO 3



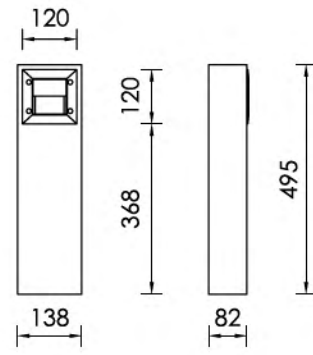
Extruded aluminium MACTO offer new dimensions in lighting design. All products are equipped with the latest in LED technology. IP rated product range covers a wide variety of lighting characteristics, offering appropriate solutions for all manner of projects. The luminaires' light beams provide uniform illumination, equipping the designer with a range of lighting tools for efficient visual comfort where required. The light is focused and intense, providing a precise and powerful beam directly onto the subject.



CONCRETE CONTO 2M



CONCRETE CONTO 2S



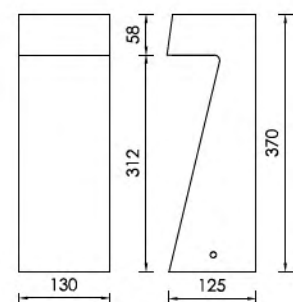
Concrete IP rated bollards.
In a discerning market expecting the highest standards, products offer the necessary process quality, flexibility and global reach to develop sustainable concepts that go far beyond short-lived trends. Options in sizes and beams. Built in driver and easy installation.



NOSTER
outdoor
BOLLARDS



NOSTER 5

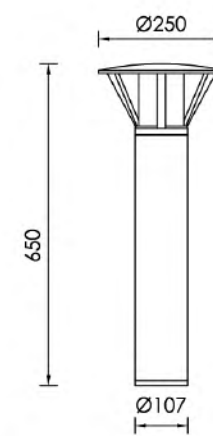


Ceramic IP rated bollard. They provide orientation in walking zones.. Wide beam helps you to find your way. Used to illuminate pathways and create atmosphere.

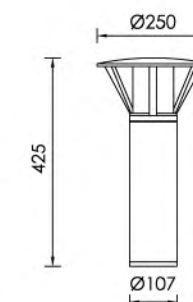
COPIA
outdoor
BOLLARDS



COPIA SMOOTH



COPIA SMOOTH SMALL





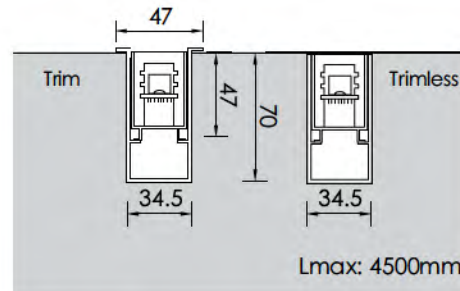
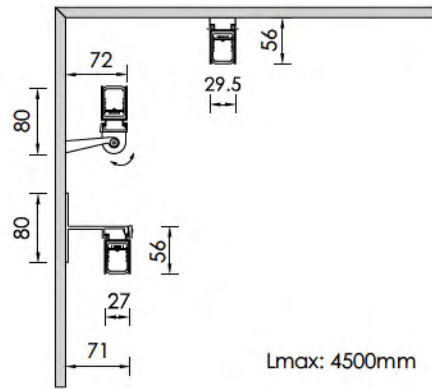
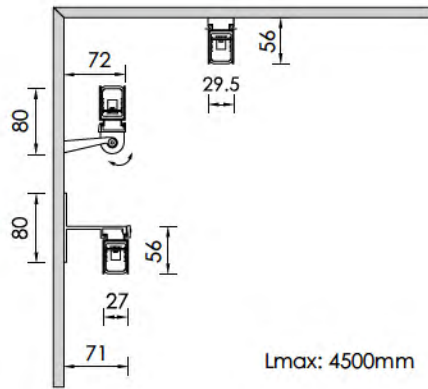
NOVUS PLEXY CLEAR H.P.LED



NOVUS PLEXY OPAL TAPE LED



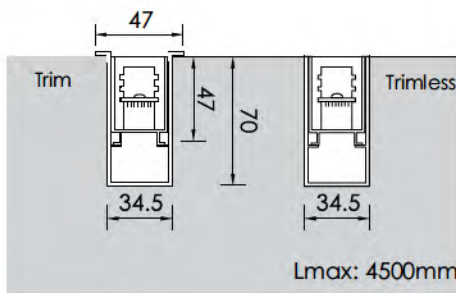
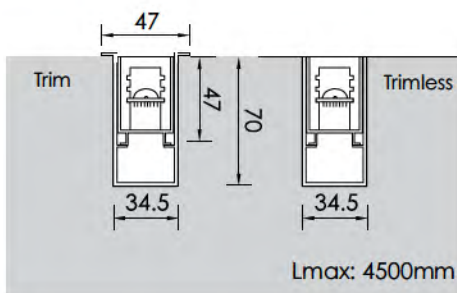

NOVUS IN H.P.LED LENS



NOVUS IN TAPE LED LENS



NOVUS IN TAPE LED OPAL

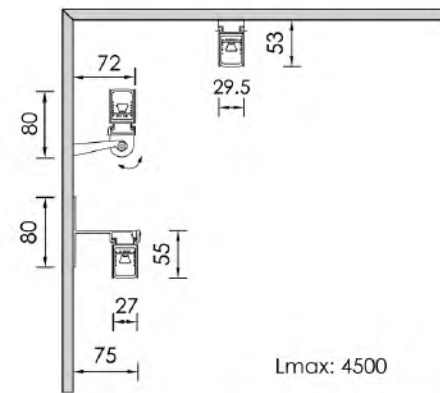


Extruded aluminium linear profile IP68 with opal or clear PMMA diffuser.
Options of beams such as narrow 10°, Medium 24° Flood 40° or wall washer 30x65°.
Recessed with trim or trimless. Up to 4500m long as individual length.

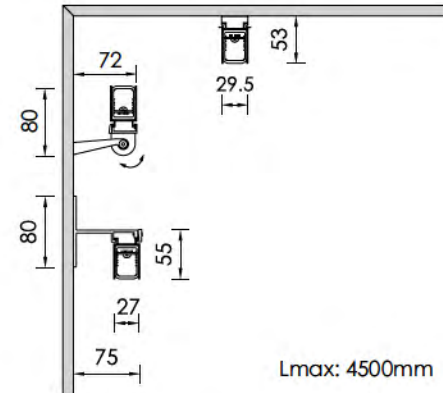




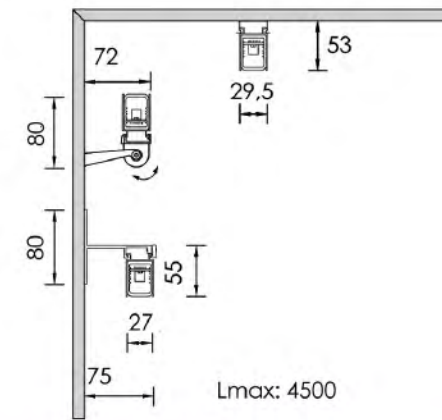
NOVUS OUT H.P.LED REF



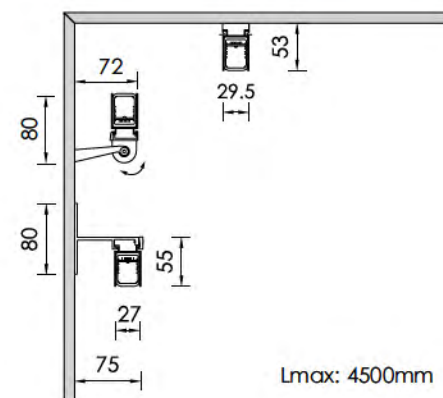
NOVUS OUT TAPE LED LENS



NOVUS IN TAPE LED OPAL



NOVUS OUT TAPE LED OPAL

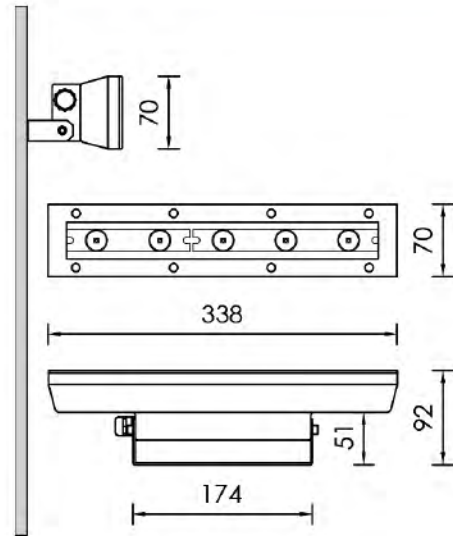


Extruded aluminium linear profile IP68 with opal or clear PMMA diffuser. Built in driver and installation box suitable for concrete ground installation. Can be surface mounted, wall mounted and suspended. Up to 4500m Long as individual length.

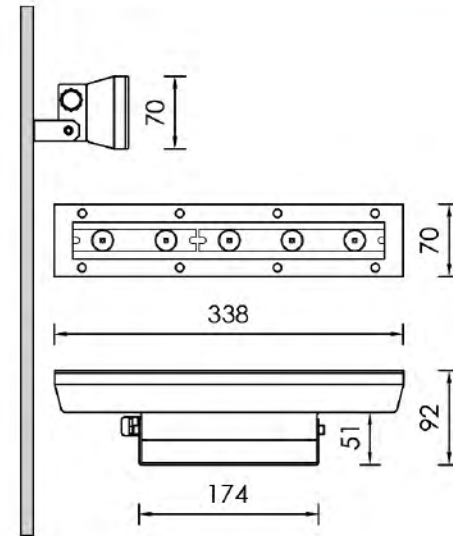




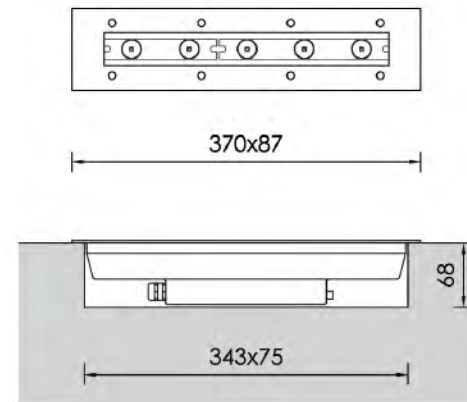
DENUS OUTDOOR BRASS H.P.LED



DENUS OUTDOOR H.P.LED



DENUS GROUND INOX H.P.LED



Cast Pressed, IP65, ceiling mounted or in ground, up to 170Lumens/W.
Stainless steel top cover.
Built in driver and installation box suitable for concrete ground installation.





REGIO OUTDOOR H.P.LED



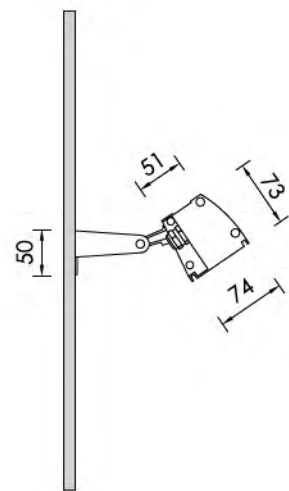
REGIO GROUND H.P.LED



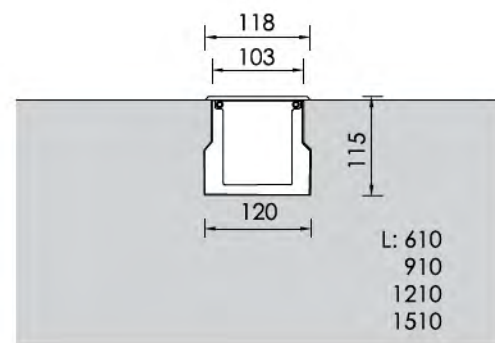
REGIO FLEX



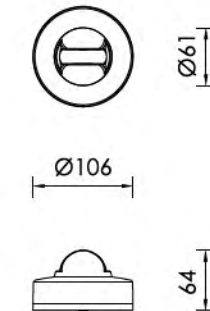
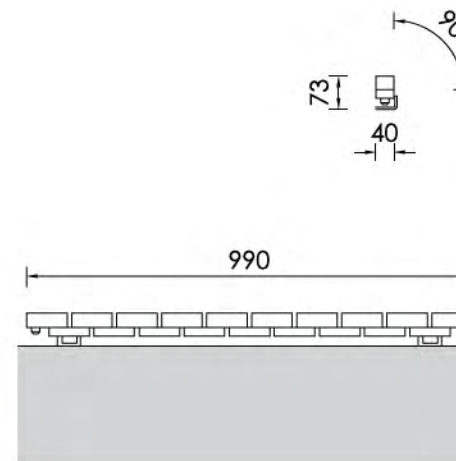
DECUS



L: 635
935
1235
1535



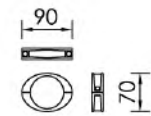
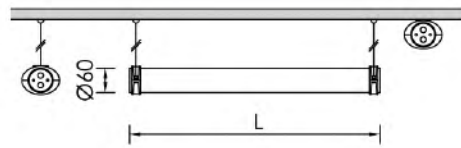
L: 610
910
1210
1510



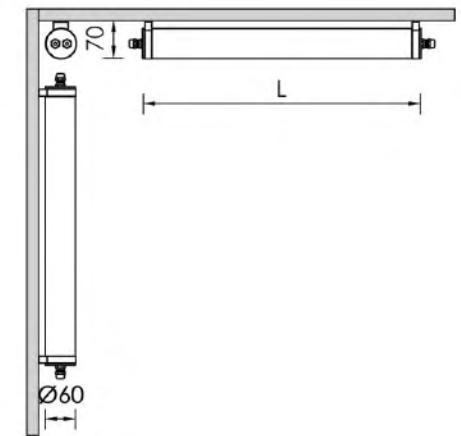
Straight line or bend, ceiling mounted or in ground, up to 170Lumens/W. Made by extruded aluminium and stainless-steel top cover. Built in driver and installation box suitable for concrete ground installation.



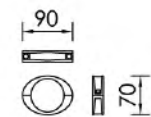

NINIO 2 H.P.LED



NINIO 2 OPAL LINEAR LED 3 INOX



NINIO 2 OPAL LINEAR LED

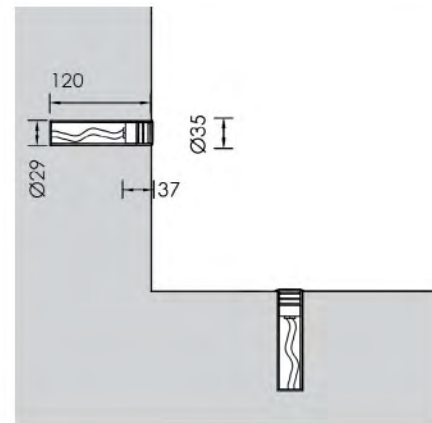


Extruded plexiglass and opal or clear PMMA diffuser up to 2400mm long. Can be wall mounted, surface mounted or suspended. The housing is exceptionally weather-resistant (IP68). The maintenance of the LED luminaires guarantees maximum efficiency, saving on resources and running costs. Precise photometry prevents wasted "spill light" as a further eco-friendly factor.

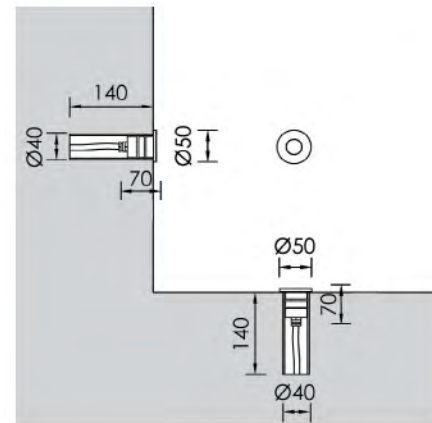




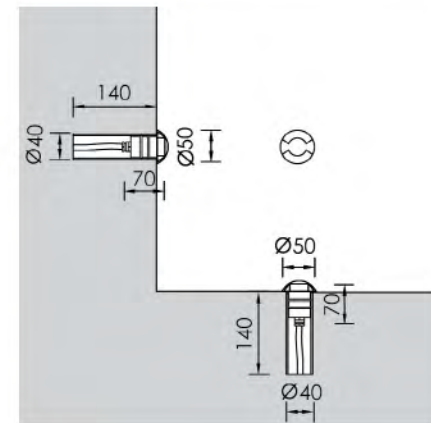

FAMA



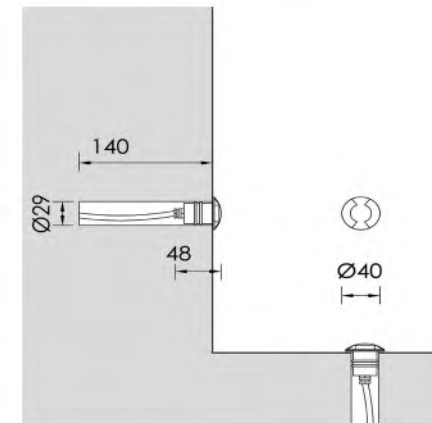
FAMAS



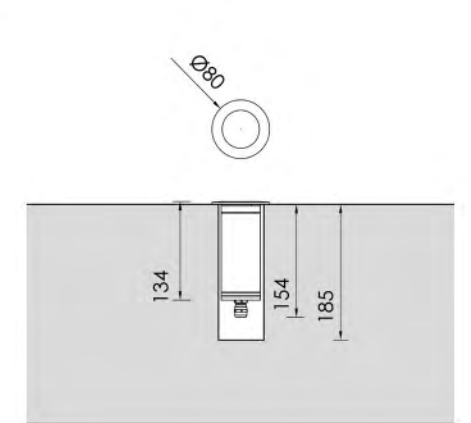
FAMA STEPS 2



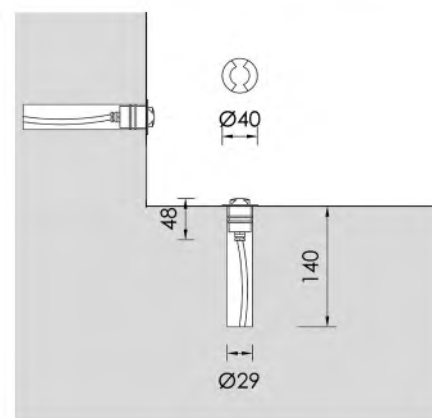
FAMA S STEPS 2



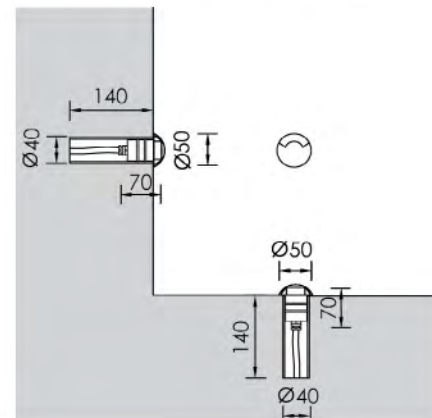
FAMA L GROUND



FAMA STEPS 1



FAMA S STEPS 1

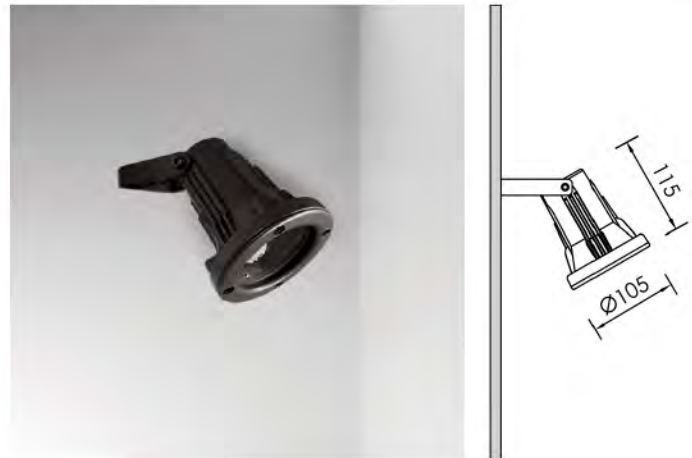


Extruded brass in ground IP67 fitting with PVC installation box and built-in driver. Selection categorized by characteristics such as shape, specification or application, it's easy for you to find the perfect solution to suit your needs.

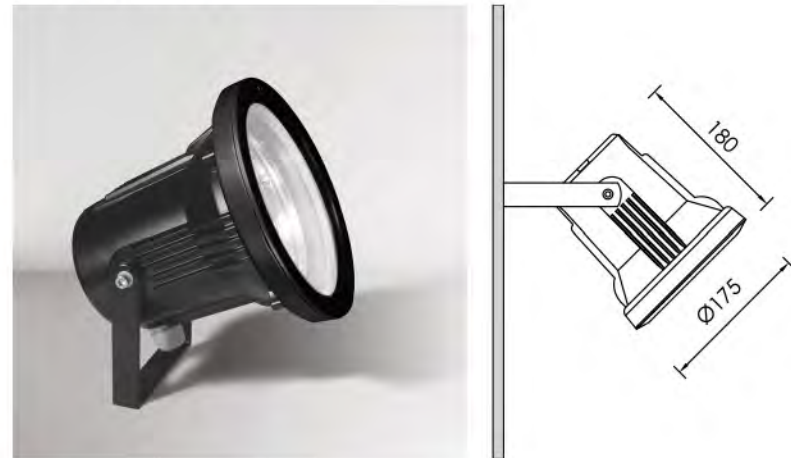




NEPA OUTDOOR




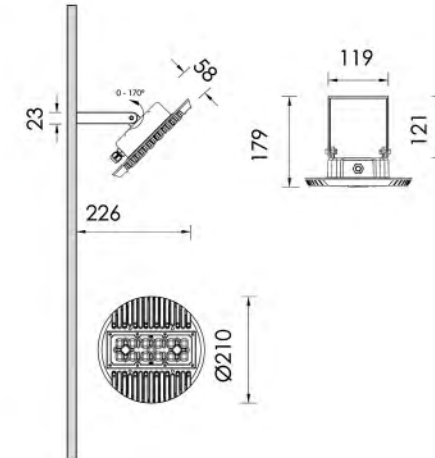
NEPA MAX OUTDOOR



Wall mounted, surface mounted and spike mounted. IP65 rated projectors with built-in driver. Cast Pressed aluminium NEPA and die cast aluminium SOLUS with PMMA Optics, have high efficiency, low maintenance costs, excellent color rendering and make IP rated products the ideal solution for a wide variety of projects.



SOLUS 2

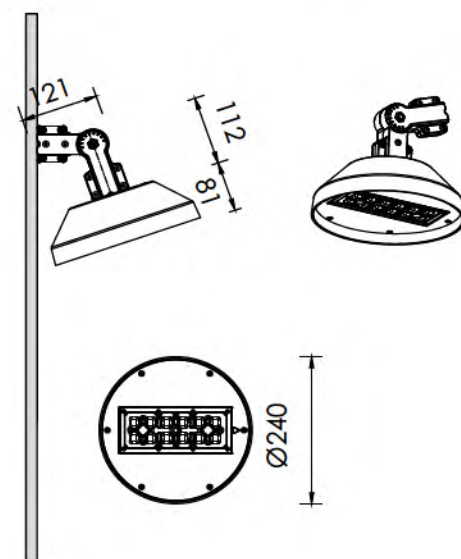


Wall mounted, surface mounted and spike mounted. IP65 rated projectors with built-in driver. Cast Pressed aluminium NEPA and die cast aluminium SOLUS with PMMA Optics, have high efficiency, low maintenance costs, excellent color rendering and make IP rated products the ideal solution for a wide variety of projects.





VILLA



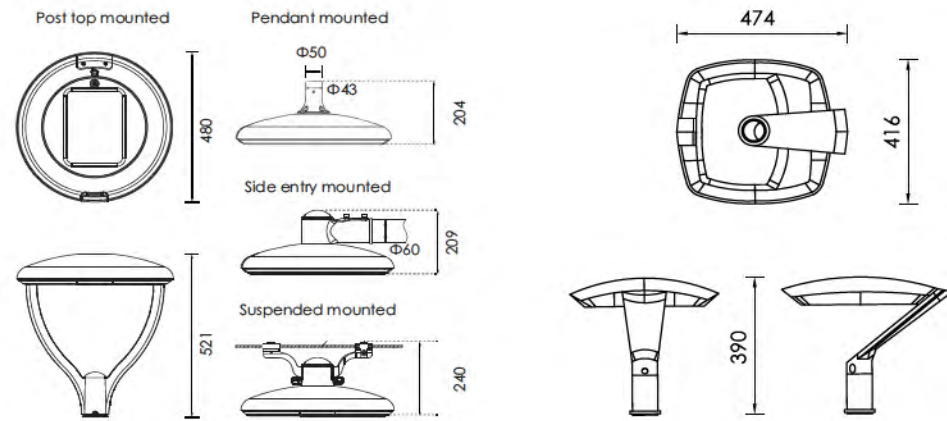
Energy efficient up to 188Lm/W, multiple beams available, long lifetime 100.000HRs, Constant lumen output (CLO). Extruded aluminium with PMMA multi lens silicon seal.



ROTONDA



SIDUS 20

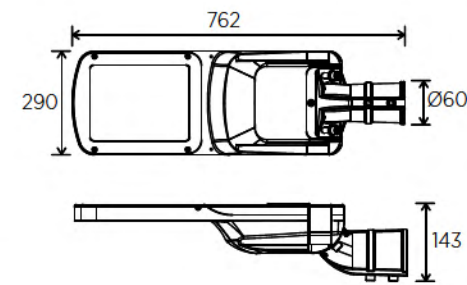
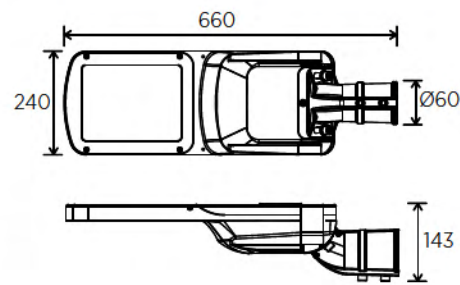
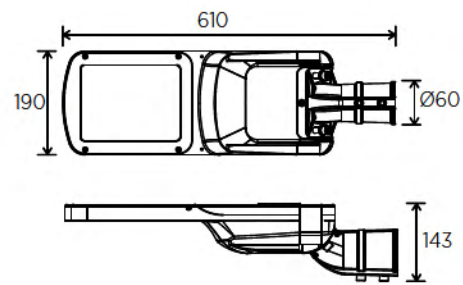


Die cast aluminium body with tempered glass cover and PC lens. Can be post top mounted, pendant, side entry or suspended. IP66 with easy maintenance and long lifetime 100.000HRs





STRADALE S - L - M

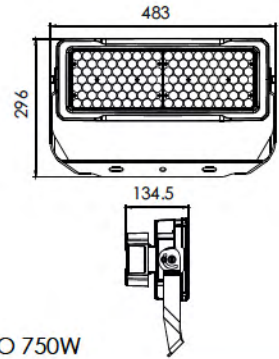


Pole-top fittings for street and square illumination. Luminaire efficiency up to 170lm/W, Lifetime more than 100.000Hrs, easy maintenance. Tempered glass, UV resistant polycarbonate lenses and can be mounted either with side entry or vertical on a pole.





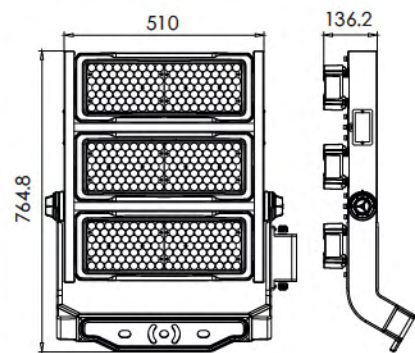
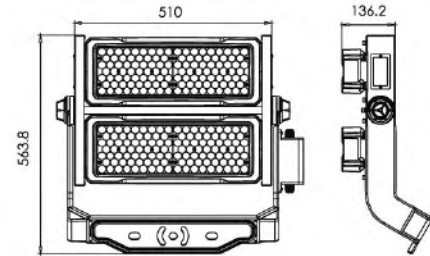
SERENO 250W



SERENO 750W



SERENO 500W

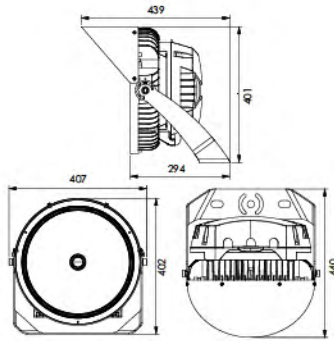


Die cast aluminium Floodlights suitable for sports arenas, ports, stadiums and large industrial areas. Floodlights available in numerous outputs and sizes. Lumen options from 32.500 Lumen to 187. 500 Lumen and flexible mounting options. From airports and rail stations to parks and urban environments, lighting has a multitude of responsibilities: safety and security, enabling visual tasks, avoidance of light pollution and creating an attractive ambience.

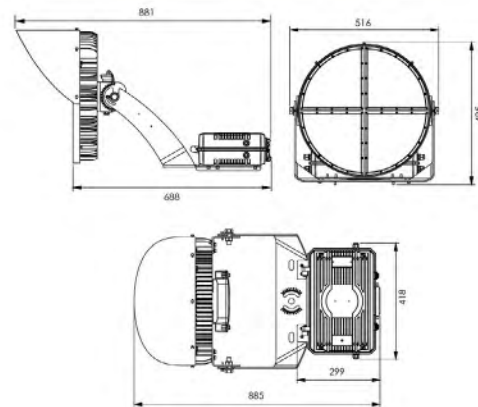





SENEX SPORT | 300W - 400W - 500W - 600W



SENEX SPORT | 750W - 1000W - 1200W



Die cast aluminium Floodlights meet the requirements of lighting design in outdoor areas. Suitable for sports arenas, ports, stadiums and large industrial areas. A choice of lumen packages from 40.500Lumen to 156.000Lumen and flexible mounting options make the Floodlights ideally suited for open spaces.




LED STRIP IP outdoor



TOP




SIDE



RGBW



IP66, IP67 and IP68 protection with high performance silicone. Flexible and cuttable module to support design freedom. Long operational length per single power feed possible. Ideal for luminaire designs with extra strong self-adhesive backside for easy mounting. 24V technology for easy dimensioning. Simple connection thanks to premounted connectors.





Bright Lighting USA LLC
1178 Broadway, 3rd floor #1149 New York, NY 10001
sales@brightusalingting.com
www.brightusalingting.com
(917) 285-8258 | (718) 878-0444



www.brightusalinghting.com