

# TERES M7 SQUARE HEAVY WALL



## ■ PRODUCT BENEFITS

- Energy efficient (up to 188 lm/W)
- Multiple lighting beams available
- Long lifetime (100,000 h L90B10)
- Constant Lumen Output (CLO)

## ■ EQUIPMENT / ACCESSORIES

- SPD (Surge Protection Device)

## ■ AREAS OF APPLICATION

- Streets
- Parks
- Parking slots
- Pedestrian walkways
- Squares
- Industrial environments

# TECHNICAL DATA

## Electrical Data

Supply Voltage	220-240V
Control Gear	Built-in LED driver
Mains Frequency	0/50/60 Hz
Power Factor $\lambda$	>0.90
Surge Protection	10kV (or 12kV with SPD accessory)
Output Current Ripple	<3 %

## Photometric Data

Standard Deviation of Color Matching (SDCM)	3-step McAdam
CRI	70   80 upon request
CTT	4.000K   3.000K   2.700K - 5.000K upon request
Beam Angle	Multiple lighting beams available upon request
Luminous Efficacy	Up to 188 lm/W
Light Emission	0% at 0° inclination
Watt	Max 41,8W

## Luminaire Output Data


Wattage (W)	CCT (K)	Lumen Output (lm)	Luminous Efficacy (lm/W)
12.8W	3.000K	1.800Lm	141Lm/W
12.8W	4.000K	1.900Lm	148Lm/W
18.7W	3.000K	2.500Lm	134Lm/W
18.7W	4.000K	2.700Lm	144Lm/W
26.8W	3.000K	3.400Lm	127Lm/W
26.8W	4.000K	3.650Lm	136Lm/W
41.8W	3.000K	4.800Lm	115Lm/W
41.8W	4.000K	5.100Lm	122Lm/W

# TECHNICAL DATA

---

## ■ Dimensions

---



## ■ Colors & Materials

---

Housing	Extruded Aluminium
Housing Color	-132 (Grey matt)   -44 (White matt)   -119 (Black matt)   -163 (Textured anthracite)
Lens	PMMA Optics

## ■ Temperatures & Operating Conditions

---

Ambient Temperature Range	-30...+45°C
Ambient Relative Humidity Range	10...95% R.H.
Storage Temperature	-35...+75 °C
Max. Ambient Temperature for Lifetime	+45 °C
Lifetime L90 at 45°C	100,000 h L90B10

# TECHNICAL DATA

## Safety Characteristics

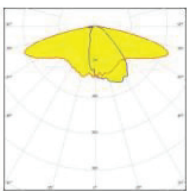
Impact Resistant (IK)	07
Ingress Protection (IP)	66
Protection Class	Class I
Glow Wire Test	650°C
Certifications	CE

## General Characteristics

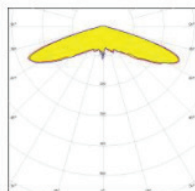
Wireless Connectivity	Smart Interface/IoT ready (upon request)
Dimmable	DALI 2.0 (upon request)
Connection Type	IP rated connector
LED module Replacement	Only by the manufacturer
Mounting Type	Pillar mounting   Wall mounting
Additional Features	Open load protection, Short circuit protection, Over power protection, Over temperature protection driver, AstroDim, / Upon request - ( Energy metering, Diagnostics, Auxiliary Power Supply ( $V_{aux}$ ), Constant Lumen Output (CLO), Zhaga Book 18 socket )

## Light Distribution

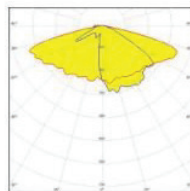
**CS 12862**  
Type IESNA II Medium



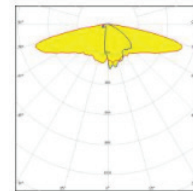
**CS 15020**  
Type IESNA V (Square)



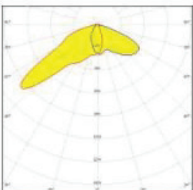
**CS 14143**  
Type IESNA III (medium)



**CS 15418**  
Type IESNA II/III (long)



**CS 16401**  
Double Asymmetric



More lighting beams available upon request

For warranty details see:

[https://www.bright.gr/uploads/files/2018/10/warranty\\_periods\\_v1\\_5\\_4696.pdf](https://www.bright.gr/uploads/files/2018/10/warranty_periods_v1_5_4696.pdf)

Warranty terms and conditions:

[https://www.bright.gr/uploads/files/2018/07/3013\\_3244.pdf](https://www.bright.gr/uploads/files/2018/07/3013_3244.pdf)